

# 217 WEST 57TH STREET NEW YORK, NY

**DEVELOPER:**

**EXTELL DEVELOPMENT COMPANY**  
805 Third Avenue, 7th Floor  
New York, NY 10022 USA  
TEL: 212 712 6000  
FAX: 212 712 6100

**ARCHITECT OF RECORD:**

**AAI ARCHITECTS, P.C.**  
401 Wellington St. W., 3rd Floor  
Toronto, ON M5V 1E7 Canada  
TEL: 416 967 1500  
FAX: 416 967 7150

**DESIGN ARCHITECT:**

**Adrain Smith + Gordon Gill Architecture**  
111 West Monroe Street Suite 2300  
Chicago IL 60603 USA  
TEL: 312 920 1888  
FAX: 312 920 1775

**INTERIOR DESIGNER:**

**Rottet Architecture and Design Stuido, PLLC**  
298 Fifth Ave, 7th Floor  
New York, NY 10001 USA  
TEL: 646 998 7000

**STRUCTURAL ENGINEERS:**

**WSP CANTOR SEINUK**  
228 EAST 45th Street  
New York, NY 10017 USA  
TEL: 212 687 9888  
FAX: 646 487 5501

**MEP ENGINEERS:**

**AKF GROUP**  
1501 Broadway  
New York, NY 10036 USA  
TEL: 212 354 5656  
FAX: 212 354 5668

**GEOTECHNICAL ENGINEERS:**

**Langan Engineering & Environmental Services**  
21 Penn Plaza - 360 West 31st Street, 8th Floor  
New York, NY 10001-2727 USA  
TEL: 212 479 5400  
FAX: 212 479 5444

**CODE CONSULTANT:**

**Construction Consulting Associates**  
100 Church Street  
New York, NY 10007 USA  
TEL: 212 385 1818  
FAX: 212 385 1911

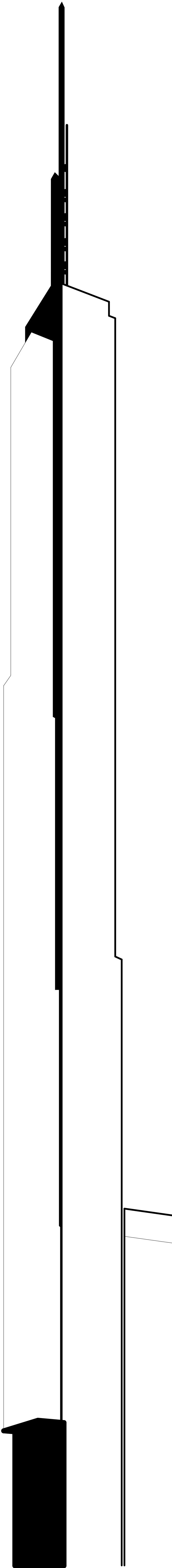
**CURTAIN WALL CONSULTANT:**

**AJLP Consulting**  
40 Worth Street Suite 826  
New York, NY 10013 USA  
TEL: 212 757 5659  
FAX: 212 219 8508

**LANDMARK/PRESERVATION CONSULTANT:**

**Jan Hird Pokorny Associates, Inc.**  
39 West 37th Street, 12A  
New York, NY 10018  
TEL: 212 759 6462  
FAX: 212 759 6540

VOLUME 1.1 - ARCHITECTURAL - 27 APRIL 2015- DOB SUBMISSION





OCCUPANT LOADS SUMMARY 96TH FLOOR PLAN				
OCCUPANCY	OCCUPANCY GROUP	AREA	OCCUPANCY LOAD FACTOR	OCCUPANT LOAD
MECHANICAL	F-2 (300)	2,577 SF	300 SF	9
MASS TUNE DAMPER	F-2 (300)	2,282 SF	300 SF	8

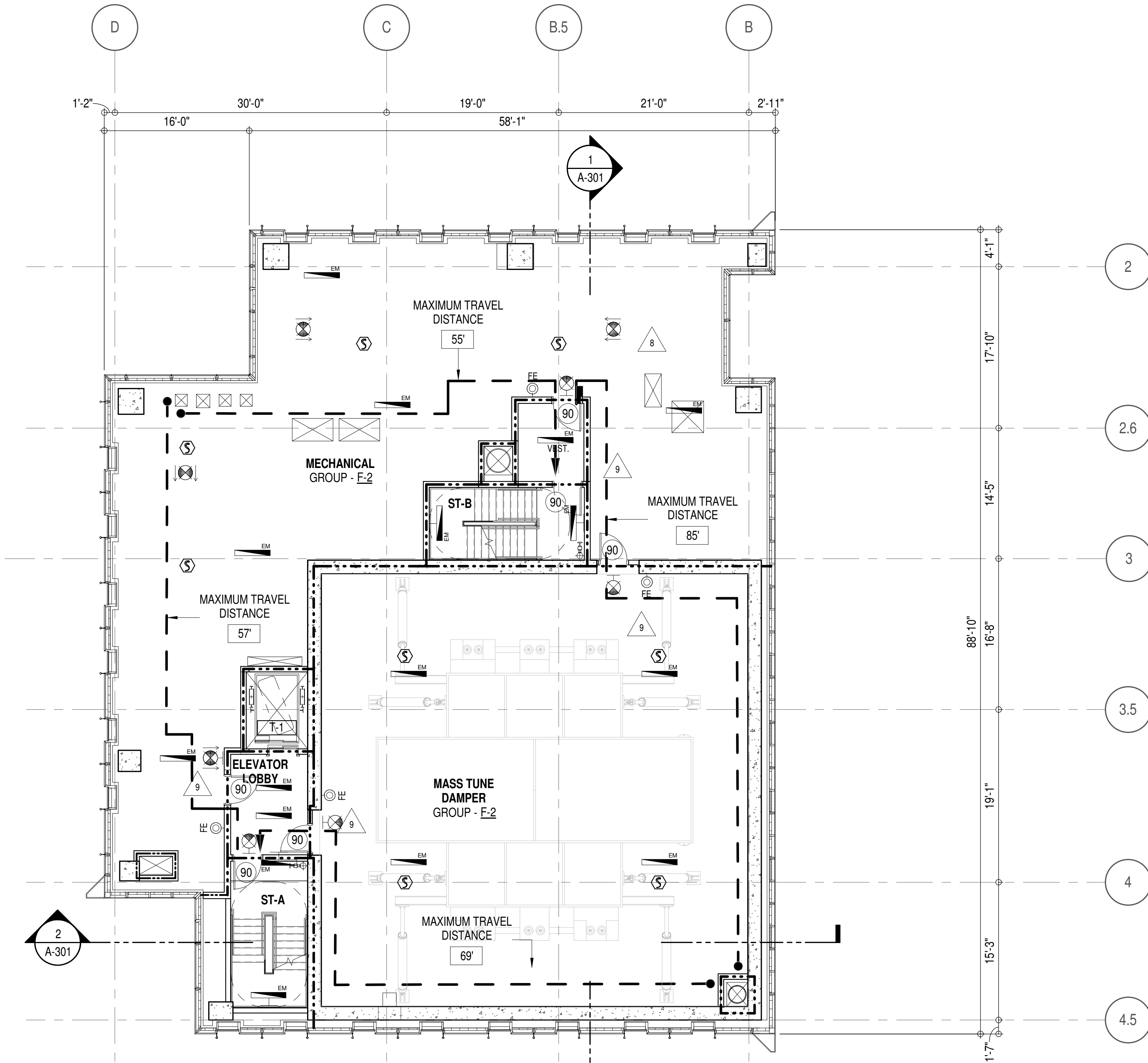
17

EXIT STAIR SUMMARY - BC TABLE 1005.1				
STAIR DESIGNATION	STAIR WIDTH (N)	STAIRWAYS (INCHES PER OCCUPANT)	STAIR CAPACITY	STAIR LOAD
			TOTAL (292)	TOTAL (16)
STAIR - A	44"	0.3	146	8
STAIR - B	44"	0.3	146	8

EXIT SELF CLOSING DOOR SUMMARY - BC TABLE 1005.1				
DOOR DESIGNATION	DOOR CLEAR WIDTH (N)	DOORWAY (INCHES PER OCCUPANT)	DOOR CAPACITY	DOOR LOAD
			TOTAL (340)	TOTAL (16)
STAIR - A - DOOR	34"	0.2	170	8
STAIR - B - DOOR	34"	0.2	170	8

EXIT STAIR TREADS AND RISERS - BC TABLE 1009				
STAIR DESIGNATION	TREAD (IN)	RISER (IN)	NO. RISERS (FLOOR TO FLOOR)	MAX. FLIGHT VERTICAL RISE
STAIR - A	9.5"	7.38"	26	51.69"
STAIR - B	9.5"	7.38"	26	51.69"

LENGTH OF TRAVEL DISTANCE (WITH SPRINKLER SYSTEM)			
OCCUPANCY GROUP	MAX. TRAVEL DISTANCE (BC TABLE 1015.1)	COMMON PATH OF EGRESS TRAVEL (BC 1013.3)	DEAD END (BC 1016.3)
F-2	250'	100'	50'



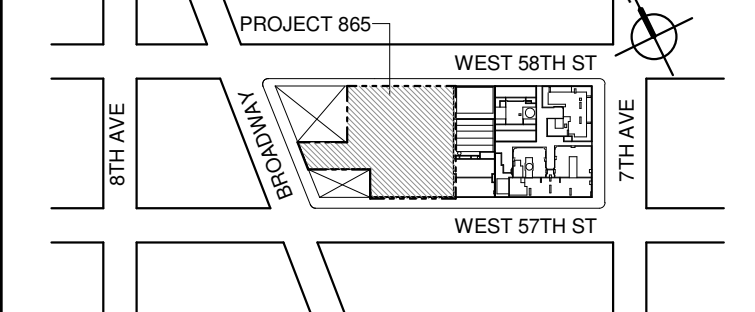
EGRESS AND FIRE RATING LEGEND

---	ONE HOUR RATED PARTITION	---	COMMON TRAVEL DISTANCE
---	TWO HOUR RATED PARTITION	---	DEAD END
---	THREE HOUR RATED PARTITION	---	MAXIMUM TRAVEL DISTANCE
---	FOUR HOUR RATED PARTITION	---	MAXIMUM TRAVEL DISTANCE WITHIN DWELLING UNIT
---	NON RATED SMOKE SEPARATION		

SYMBOLS LEGEND

	ILLUMINATED EXIT SIGN (ARROW INDICATES DIRECTION)		FIRE EXTINGUISHER CABINET		SMOKE DETECTOR
	ILLUMINATED EXIT SIGN (ARROW INDICATES DIRECTION)		SPRINKLER HEAD (REFER TO FP DRAWINGS)		SMOKE / CARBON MONOXIDE DETECTOR
	WALL MOUNTED ILLUMINATED EXIT SIGN (ARROW INDICATES DIRECTION)		STANDPIPE		CEILING MOUNTED EMERGENCY LIGHT
	ILLUMINATED EXIT SIGN		SPRINKLER RISER		WALL MOUNTED EMERGENCY LIGHT
	ILLUMINATED NO EXIT SIGN (ROOF ACCESS ONLY)		SIAMESE CONNECTION		DOOR RATING (MINUTES)

KEY PLAN:



PROJECT NORTH



TRUE NORTH



DEVELOPER:

**EXTELL DEVELOPMENT COMPANY**  
805 THIRD AVENUE, 17TH FLOOR  
NEW YORK, NY 10022 USA  
TEL: 212 712 6000 FAX: 212 712 6100

DESIGN ARCHITECT: Base Building Shell & Core  
**AAI ARCHITECTS, P.C.**  
401 West 68th St, 3rd Floor  
Toronto, ON M5V 1E7 Canada  
TEL: 416 967 1500 FAX: 416 967 1150  
TEL: 312 920 1888 FAX: 312 920 1775

ARCHITECT OF RECORD: Base Building Shell & Core  
**AAI ARCHITECTS, P.C.**  
401 West 68th St, 3rd Floor  
Toronto, ON M5V 1E7 Canada  
TEL: 416 967 1500 FAX: 416 967 1150  
TEL: 312 920 1888 FAX: 312 920 1775

STRUCTURAL ENGINEERS:  
**WSP CANTOR SEINUK**  
228 EAST 46th Street  
New York, NY 10017 USA  
TEL: 212 687 9888 FAX: 646 487 5501

MEP ENGINEERS:  
**AKF GROUP**  
1501 Broadway  
New York, NY 10036 USA  
TEL: 212 354 5656 FAX: 212 354 5668

GEOTECHNICAL ENGINEERS:  
**Langan Engineering & Environmental Services**  
21 Fern Plaza, 360 West 31st Street, 8th Floor  
New York, NY 10001-2727  
TEL: 212 479 5400 FAX: 212 479 5444

CODE CONSULTANTS:  
**Construction Consulting Associates**  
100 Church Street  
New York, NY 10007  
TEL: 212 385 1816 FAX: 212 385 1911

CURTAINWALL CONSULTANT:  
**AJLP Consulting**  
40 Worth Street, Suite 828  
New York, NY 10013  
TEL: 212 757 5659 FAX: 646 219 8508

LANDMARK/PRESERVATION CONSULTANT:  
**Higgins Quasebath & Partners LLC**  
11 Hanover Square, 16th Floor  
New York, NY 10005  
TEL: 212 274 9468 FAX: 646 274 9380

LANDMARK/PRESERVATION CONSULTANT:  
**Jan Hird Pokorny Associates, Inc.**  
59 West 57th Street, 12A  
New York, NY 10018  
TEL: 212 759 6462 FAX: 212 759 6540

No.	DESCRIPTION:	DATE:
1	CD PROGRESS ISSUE 1	15 OCT 14
2	D.O.B. SUBMISSION	05 DEC 14
3	CD PROGRESS ISSUE 2	19 DEC 14
4	D.O.B. SUBMISSION	18 FEB 15
5	CD PROGRESS ISSUE 3	08 MAR 15
6	D.O.B. SUBMISSION	27 APR 15
7	CD PROGRESS ISSUE 4	01 JUN 15
8	D.O.B. AMENDMENT 2	21 SEP 15
9	CD PROGRESS ISSUE 6	02 NOV 15
10	CD PROGRESS ISSUE 7	29 JAN 16
11	CD ISSUE 8 - GMP SET	31 MAR 16
12	D.O.B. AMENDMENT 3	03 OCT 16

D.O.B. SUBMISSION

Discrepancies must be reported immediately to the Architect before proceeding. Only figured dimensions are to be used. Corrections must check all dimensions on site. This drawing is protected by copyright.

ALL DIMENSIONS ARE SHOWN IN IMPERIAL.

CONSULTANT:



PROJECT:

**217 WEST 57TH STREET**  
NEW YORK, NY

DRAWING TITLE:

**96TH FLOOR PLAN**  
**BUILDING CODE NOTES (DAMPER)**  
**(MFD-134TH FLOOR)**

SEAL & SIGNATURE: DATE: 15 OCT 14

PROJECT No: 1216-00

DRAWN: Author

CHECKED: Checker

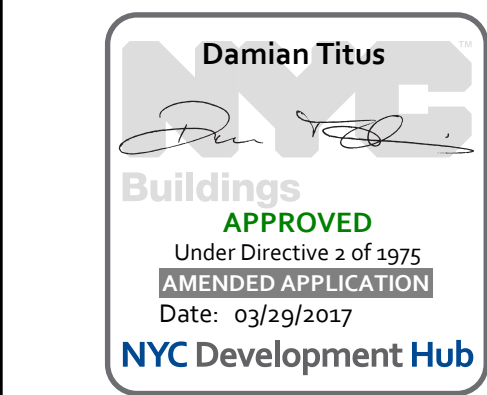
SCALE: 1/8" = 1'-0"

DWG No:

**A-077.01**

DOB PAGE No: 91 of 164

DOB EMPLOYEE STAMP: DOB B-SCAN:





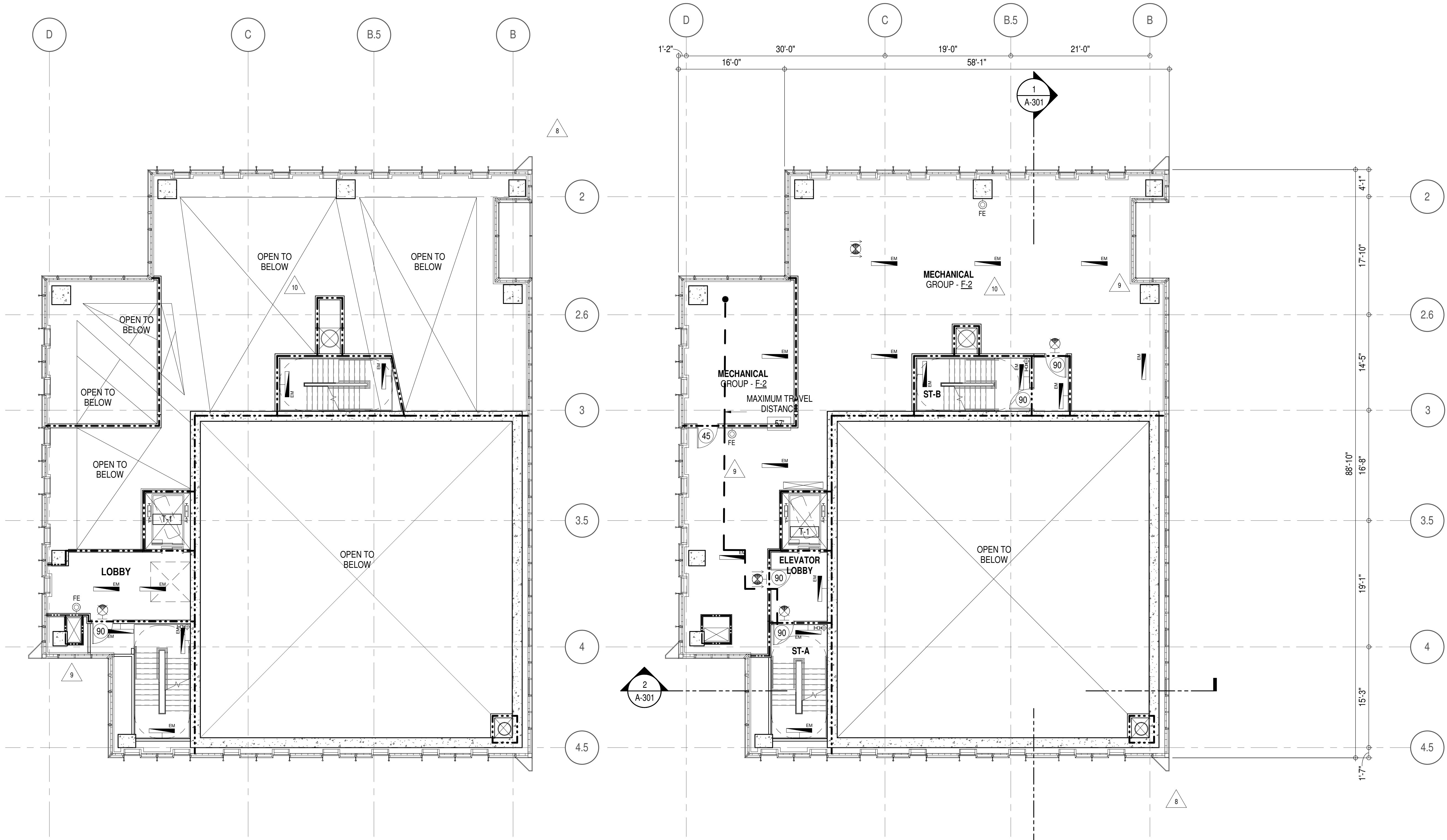
OCCUPANT LOADS SUMMARY 97TH FLOOR PLAN				
OCCUPANCY	OCCUPANCY GROUP	AREA	OCCUPANCY LOAD FACTOR	OCCUPANT LOAD
MECHANICAL	F-2 (300)	2,647 SF	300 SF	9

EXIT STAIR SUMMARY - BC TABLE 1005.1				
STAIR DESIGNATION	STAIR WIDTH (N)	STAIRWAYS (INCHES PER OCCUPANT)	STAIR CAPACITY	STAIR LOAD
			TOTAL (292)	TOTAL (9)
STAIR - A	44"	0.3	146	5
STAIR - B	44"	0.3	146	4

EXIT SELF CLOSING DOOR SUMMARY - BC TABLE 1005.1				
DOOR DESIGNATION	DOOR CLEAR WIDTH (N)	DOORWAY (INCHES PER OCCUPANT)	DOOR CAPACITY	DOOR LOAD
			TOTAL (340)	TOTAL (9)
STAIR - A - DOOR	34"	0.2	170	5
STAIR - B - DOOR	34"	0.2	170	4

EXIT STAIR TREADS AND RISERS - BC TABLE 1009				
STAIR DESIGNATION	TREAD (IN)	RISER (IN)	NO. RISERS (FLOOR TO FLOOR)	MAX. FLIGHT VERTICAL RISE
STAIR - A	9.5"	7.62"	54	82.50"
STAIR - B	9.5"	7.62"	54	88.81"

LENGTH OF TRAVEL DISTANCE (WITH SPRINKLER SYSTEM)			
OCCUPANCY GROUP	MAX. TRAVEL DISTANCE (BC TABLE 1015.1)	COMMON PATH OF EGRESS TRAVEL (BC 1013.3)	DEAD END (BC 1016.3)
F-2	250'	100'	50'



3 98TH FLOOR  
A-301  
1/8" = 1'-0"

1 97TH FLOOR  
A-301  
1/8" = 1'-0"

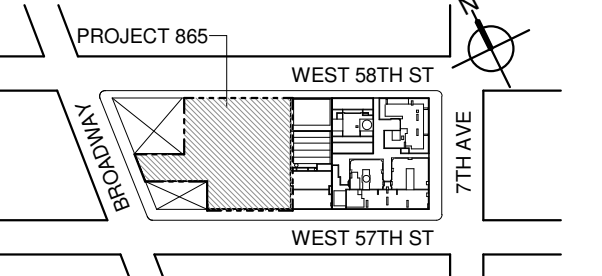
EGRESS AND FIRE RATING LEGEND

---	ONE HOUR RATED PARTITION	---	COMMON TRAVEL DISTANCE
- - - - -	TWO HOUR RATED PARTITION	• • • • •	DEAD END
- - - - -	THREE HOUR RATED PARTITION	---	MAXIMUM TRAVEL DISTANCE
- - - - -	FOUR HOUR RATED PARTITION	---	MAXIMUM TRAVEL DISTANCE WITHIN DWELLING UNIT
---	NON RATED SMOKE SEPARATION		

SYMBOLS LEGEND

ILLUMINATED EXIT SIGN (ARROW INDICATES DIRECTION)	WALL MOUNTED ILLUMINATED NO EXIT SIGN	FEC FIRE EXTINGUISHER CABINET	SMOKE DETECTOR
ILLUMINATED EXIT SIGN (ARROW INDICATES DIRECTION)	WALL MOUNTED ILLUMINATED NO EXIT SIGN (ROOF ACCESS ONLY)	SPRINKLER HEAD (REFER TO FP DRAWINGS)	SMOKE / CARBON MONOXIDE DETECTOR
WALL MOUNTED ILLUMINATED EXIT SIGN (ARROW INDICATES DIRECTION)	ILLUMINATED NO EXIT SIGN	STANDPIPE	CEILING MOUNTED EMERGENCY LIGHT
ILLUMINATED EXIT SIGN	ILLUMINATED NO EXIT SIGN (ROOF ACCESS ONLY)	SPRINKLER RISER	WALL MOUNTED EMERGENCY LIGHT
		SIAMESE CONNECTION	DOOR RATING (MINUTES)

KEY PLAN:



PROJECT NORTH



DEVELOPER:

**EXTELL DEVELOPMENT COMPANY**  
805 THIRD AVENUE, 17TH FLOOR  
NEW YORK, NY 10022 USA  
TEL: 212 712 6000 FAX: 212 712 6100

DESIGN ARCHITECT: Base Building Shell & Core  
**ADRIAN SMITH + GORDON GILL ARCHITECTURE**  
111 WEST MONROE STREET SUITE 2300  
CHICAGO, IL 60603  
TEL: 312 920 1888 FAX: 312 920 1775

ARCHITECT OF RECORD: Base Building Shell & Core  
**AAI ARCHITECTS, P.C.**  
401 West 57th St, 3rd Floor  
Toronto, ON M5V 1E7 Canada  
TEL: 416 967 1500 FAX: 416 967 7150

STRUCTURAL ENGINEERS:  
**WSP CANTOR SEINUK**  
228 EAST 46th Street  
New York, NY 10017 USA  
TEL: 212 687 9888 FAX: 646 487 5501

MEP ENGINEERS:  
**AKF GROUP**  
1501 Broadway  
New York, NY 10036 USA  
TEL: 212 354 5656 FAX: 212 354 5668

GEOTECHNICAL ENGINEERS:  
**Langan Engineering & Environmental Services**  
21 Penn Plaza - 380 West 31st Street, 8th Floor  
New York, NY 10001-2727  
TEL: 212 479 5400 FAX: 212 479 5444

CODE CONSULTANTS:  
**Construction Consulting Associates**  
100 Church Street  
New York, NY 10007  
TEL: 212 385 1818 FAX: 212 385 1911

CURTAINWALL CONSULTANT:  
**AJLP Consulting**  
40 Worth Street, Suite 828  
New York, NY 10013  
TEL: 212 757 5659 FAX: 646 219 8508

LANDMARK/PRESERVATION CONSULTANT:  
**Higgins Quasebarth & Partners LLC**  
11 Hanover Square, 16th Floor  
New York, NY 10005  
TEL: 212 274 9468 FAX: 646 274 9380

LANDMARK/PRESERVATION CONSULTANT:  
**Jan Hird Pokorny Associates, Inc.**  
59 West 57th Street, 12A  
New York, NY 10018  
TEL: 212 759 6462 FAX: 212 759 6540

No.	DESCRIPTION:	DATE:
1	CD PROGRESS ISSUE 1	15 OCT 14
2	D.O.B. SUBMISSION	05 DEC 14
3	CD PROGRESS ISSUE 2	19 DEC 14
4	D.O.B. SUBMISSION	18 FEB 15
5	CD PROGRESS ISSUE 3	08 MAR 15
6	D.O.B. SUBMISSION	27 APR 15
7	CD PROGRESS ISSUE 4	01 JUN 15
8	D.O.B. AMENDMENT 2	21 SEP 15
9	CD PROGRESS ISSUE 6	02 NOV 15
10	CD PROGRESS ISSUE 7	29 JAN 16
11	CD ISSUE 8 - GMP SET	31 MAR 16
12	CD BULLETIN ISSUE - 7	14 SEP 16
13	D.O.B. AMENDMENT 3	03 OCT 16

D.O.B. SUBMISSION

Discrepancies must be reported immediately to the Architect before proceeding. Only figured dimensions are to be used. Corrections must check all dimensions on site. This drawing is protected by copyright.

ALL DIMENSIONS ARE SHOWN IN IMPERIAL.

CONSULTANT:

**AAI**  
ARCHITECTS, P.C.

PROJECT:

**217 WEST 57TH STREET**

**NEW YORK, NY**

DRAWING TITLE:

**97TH AND 98TH FLOOR PLANS**

**BUILDING CODE NOTES**

**(MECHANICAL) (MFD-135TH-136TH FLOOR)**

SCALE: 1/8" = 1'-0"

DWG No: **A-079.01**

DOB PAGE No: 82 of 154

DOB EMPLOYEE STAMP:

DOB B-SCAN:

**Damian Titus**

**APPROVED**  
Under Directive 2 of 1975  
Date: 09/20/2017  
NYC Development Hub

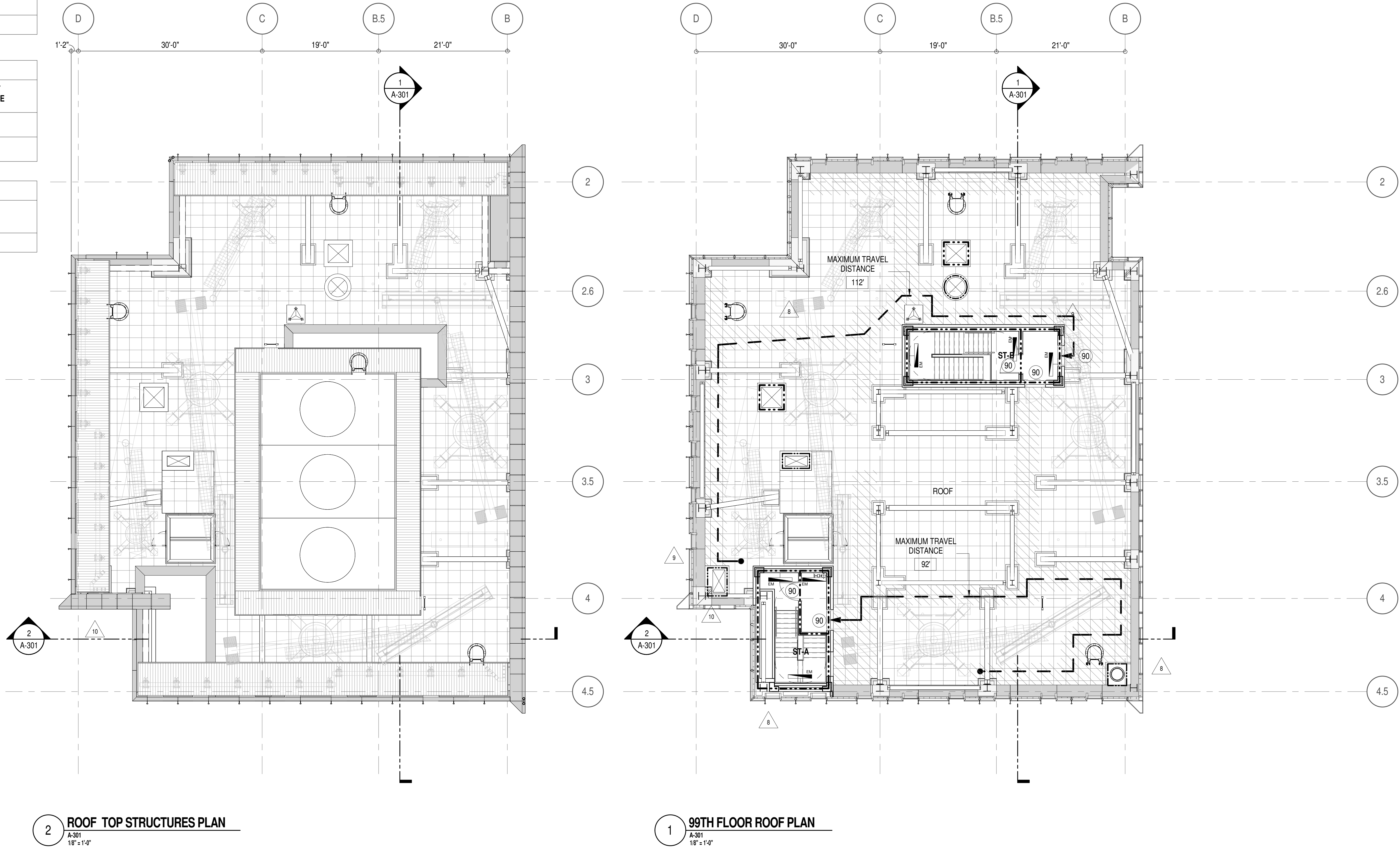


EXIT STAIR SUMMARY - BC TABLE 1005.1				
STAIR DESIGNATION	STAIR WIDTH (N)	STAIRWAYS (INCHES PER OCCUPANT)	STAIR CAPACITY	STAIR LOAD
			TOTAL (292)	TOTAL (17)
STAIR - A	44"	0.3	146	8
STAIR - B	44"	0.3	146	9

EXIT SELF CLOSING DOOR SUMMARY - BC TABLE 1005.1				
DOOR DESIGNATION	DOOR CLEAR WIDTH (N)	DOORWAY (INCHES PER OCCUPANT)	DOOR CAPACITY	DOOR LOAD
			TOTAL (340)	TOTAL (17)
STAIR - A - DOOR	34"	0.2	170	8
STAIR - B - DOOR	34"	0.2	170	9

EXIT STAIR TREADS AND RISERS - BC TABLE 1009				
STAIR DESIGNATION	TREAD (IN)	RISER (IN)	NO. RISERS (FLOOR TO FLOOR)	MAX. FLIGHT VERTICAL RISE
STAIR - A	9.5"	7.75"	23	85.12"
STAIR - B	9.5"	7.75"	23	85.12"

LENGTH OF TRAVEL DISTANCE (WITH SPRINKLER SYSTEM)			
OCCUPANCY GROUP	MAX. TRAVEL DISTANCE (BC TABLE 1015.1)	COMMON PATH OF EGRESS TRAVEL (BC 1013.3)	DEAD END (BC 1016.3)
F-2	250'	100'	50'



2 ROOF TOP STRUCTURES PLAN  
A-301  
1/8" = 1'-0"

1 99TH FLOOR ROOF PLAN  
A-301  
1/8" = 1'-0"

EGRESS AND FIRE RATING LEGEND	
---	ONE HOUR RATED PARTITION
----	TWO HOUR RATED PARTITION
-----	THREE HOUR RATED PARTITION
-----	FOUR HOUR RATED PARTITION
-----	NON RATED SMOKE SEPARATION

---	COMMON TRAVEL DISTANCE
----	DEAD END
-----	MAXIMUM TRAVEL DISTANCE
-----	MAXIMUM TRAVEL DISTANCE WITHIN DWELLING UNIT

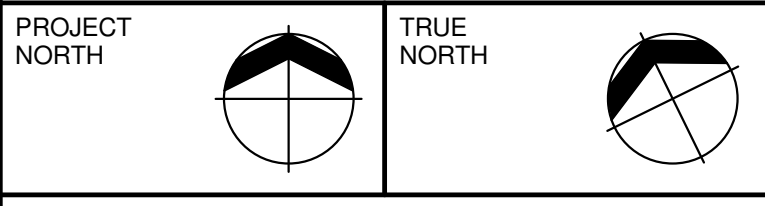
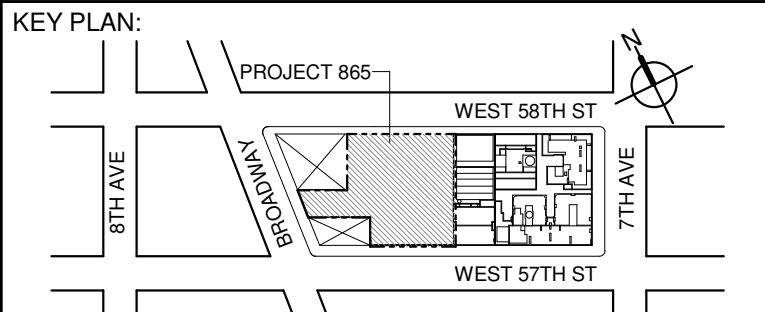
SYMBOLS LEGEND

⬤	ILLUMINATED EXIT SIGN (ARROW INDICATES DIRECTION)
⬤	ILLUMINATED EXIT SIGN (ARROW INDICATES DIRECTION)
⬤	WALL MOUNTED ILLUMINATED EXIT SIGN (ARROW INDICATES DIRECTION)
⬤	ILLUMINATED EXIT SIGN

⬤	WALL MOUNTED ILLUMINATED NO EXIT SIGN
⬤	WALL MOUNTED ILLUMINATED NO EXIT SIGN (ROOF ACCESS ONLY)
⬤	ILLUMINATED NO EXIT SIGN
⬤	ILLUMINATED NO EXIT SIGN (ROOF ACCESS ONLY)

⬤	FEC FIRE EXTINGUISHER CABINET
⬤	SPRINKLER HEAD (REFER TO FP DRAWINGS)
⬤	STANDPIPE
⬤	SPRINKLER RISER
⬤	SIAMESE CONNECTION

⬤	SMOKE DETECTOR
⬤	SMOKE / CARBON MONOXIDE DETECTOR
⬤	CEILING MOUNTED EMERGENCY LIGHT
⬤	WALL MOUNTED EMERGENCY LIGHT
⬤	DOOR RATING (MINUTES)



DEVELOPER:  
**EXTELL DEVELOPMENT COMPANY**  
805 THIRD AVENUE, 7TH FLOOR  
New York, NY 10022 USA  
TEL: 212 712 6000 FAX: 212 712 6100

DESIGN ARCHITECT: Base Building Shell & Core  
**ADRIAN SMITH + GORDON GILL ARCHITECTURE**  
111 WEST MONROE STREET SUITE 2300  
CHICAGO IL 60603  
TEL: 312 920 1888 FAX: 312 920 1775

ARCHITECT OF RECORD: Base Building Shell & Core  
**AAI ARCHITECTS, P.C.**  
401 Wellington St. W., 3rd Floor  
Toronto, ON M5V 1E7 Canada  
TEL: 416 967 1500 FAX: 416 967 7150

STRUCTURAL ENGINEERS:  
**WSP CANTOR SEINUK**  
228 EAST 48th Street  
New York, NY 10017 USA  
TEL: 212 687 9888 FAX: 646 487 5501

MEP ENGINEERS:  
**AKF GROUP**  
1501 Broadway  
New York, NY 10036 USA  
TEL: 212 354 5656 FAX: 212 354 5668

GEOTECHNICAL ENGINEERS:  
**Langan Engineering & Environmental Services**  
21 Fern Plaza, 360 West 31st Street, 8th Floor  
New York, NY 10013-2727  
TEL: 212 479 5400 FAX: 212 479 5444

CODE CONSULTANTS:  
**Construction Consulting Associates**  
100 Church Street  
New York, NY 10007  
TEL: 212 385 1818 FAX: 212 385 1911

CURTAINWALL CONSULTANT:  
**AJLP Consulting**  
40 Worth Street, Suite 828  
New York, NY 10013  
TEL: 212 757 5659 FAX: 646 219 8508

LANDMARK/PRESERVATION CONSULTANT:  
**Higgins Quasebarth & Partners LLC**  
11 Hanover Square, 16th Floor  
New York, NY 10005  
TEL: 212 274 9468 FAX: 646 274 9380

LANDMARK/PRESERVATION CONSULTANT:  
**Jan Hird Pokorny Associates, Inc.**  
50 West 57th Street, 12A  
New York, NY 10018  
TEL: 212 759 6462 FAX: 212 759 6540

No.	DESCRIPTION:	DATE:
1	CD PROGRESS ISSUE 1	15 OCT 14
2	D.O.B. SUBMISSION	05 DEC 14
3	CD PROGRESS ISSUE 2	19 DEC 14
4	D.O.B. SUBMISSION	18 FEB 15
5	CD PROGRESS ISSUE 3	09 MAR 15
6	D.O.B. SUBMISSION	27 APR 15
7	CD PROGRESS ISSUE 4	01 JUN 15
8	D.O.B. AMENDMENT 2	21 SEP 15
9	CD PROGRESS ISSUE 6	02 NOV 15
10	CD PROGRESS ISSUE 7	29 JAN 16
11	CD ISSUE 8 - GMP SET	31 MAR 16
12	CD BULLETIN ISSUE - 7	14 SEP 16
13	D.O.B. AMENDMENT 3	03 OCT 16

D.O.B. SUBMISSION

Discrepancies must be reported immediately to the Architect before proceeding. Only figured dimensions are to be used. Corrections must check all dimensions on site. This drawing is protected by copyright.

ALL DIMENSIONS ARE SHOWN IN IMPERIAL.

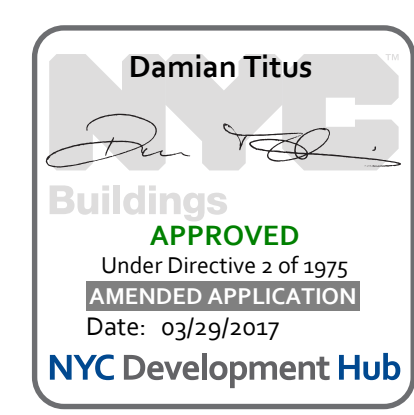
CONSULTANT:  
**AAI**  
ARCHITECTS, P.C.

PROJECT:  
**217 WEST 57TH STREET**  
NEW YORK, NY

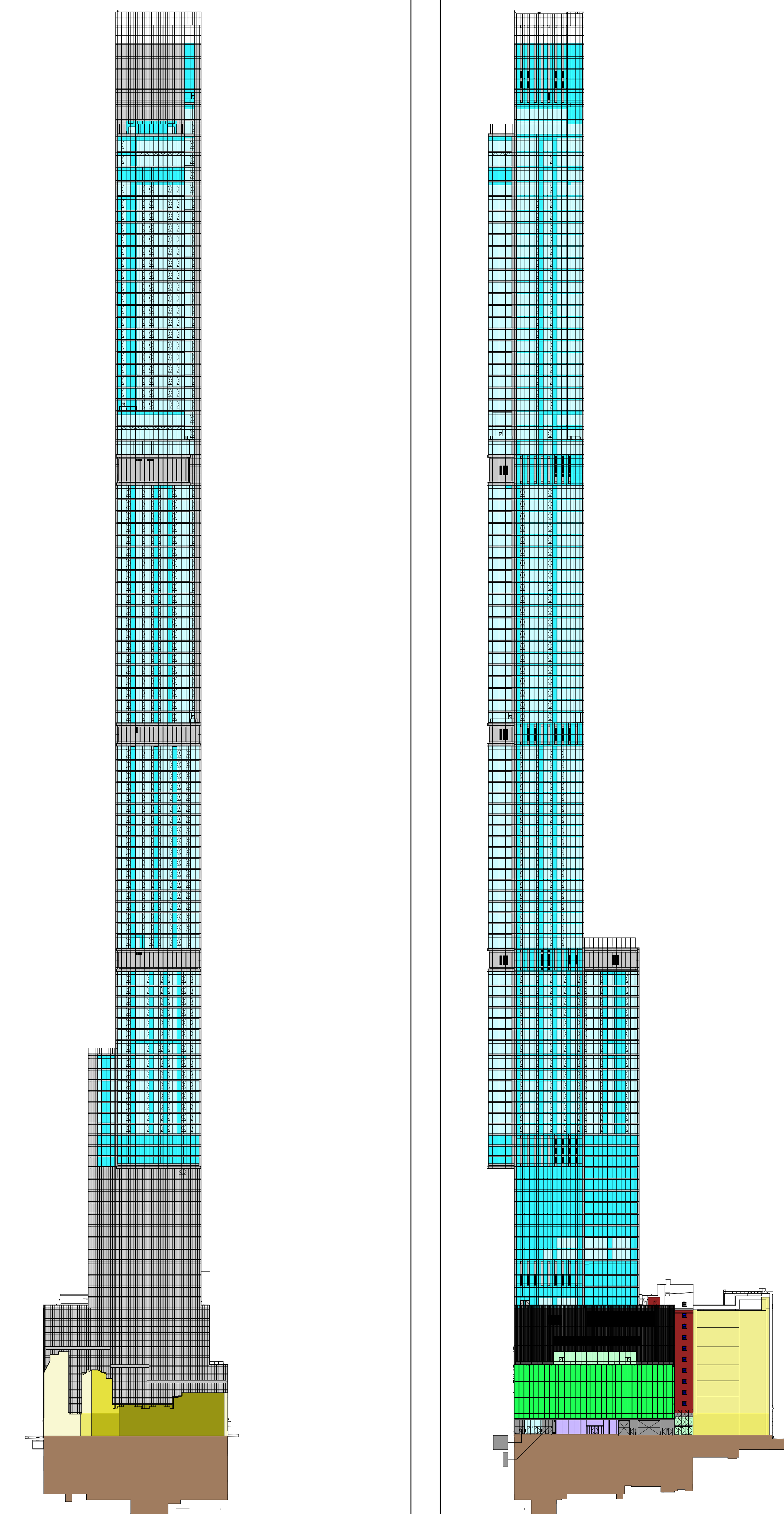
DRAWING TITLE:  
**99TH FLOOR AND ROOF PLAN**  
BUILDING CODE NOTES (ROOF)  
(MFD-137TH FLOOR)

SEAL & SIGNATURE:	DATE:	15 OCT 14
	PROJECT No:	1216-00
	DRAWN: Author	REV:
	CHK: Checker	<b>10</b>
	DWG No:	A-080.01

DOB EMPLOYEE STAMP: DOB PAGE No: 83 of 164 DOB B-SCAN:

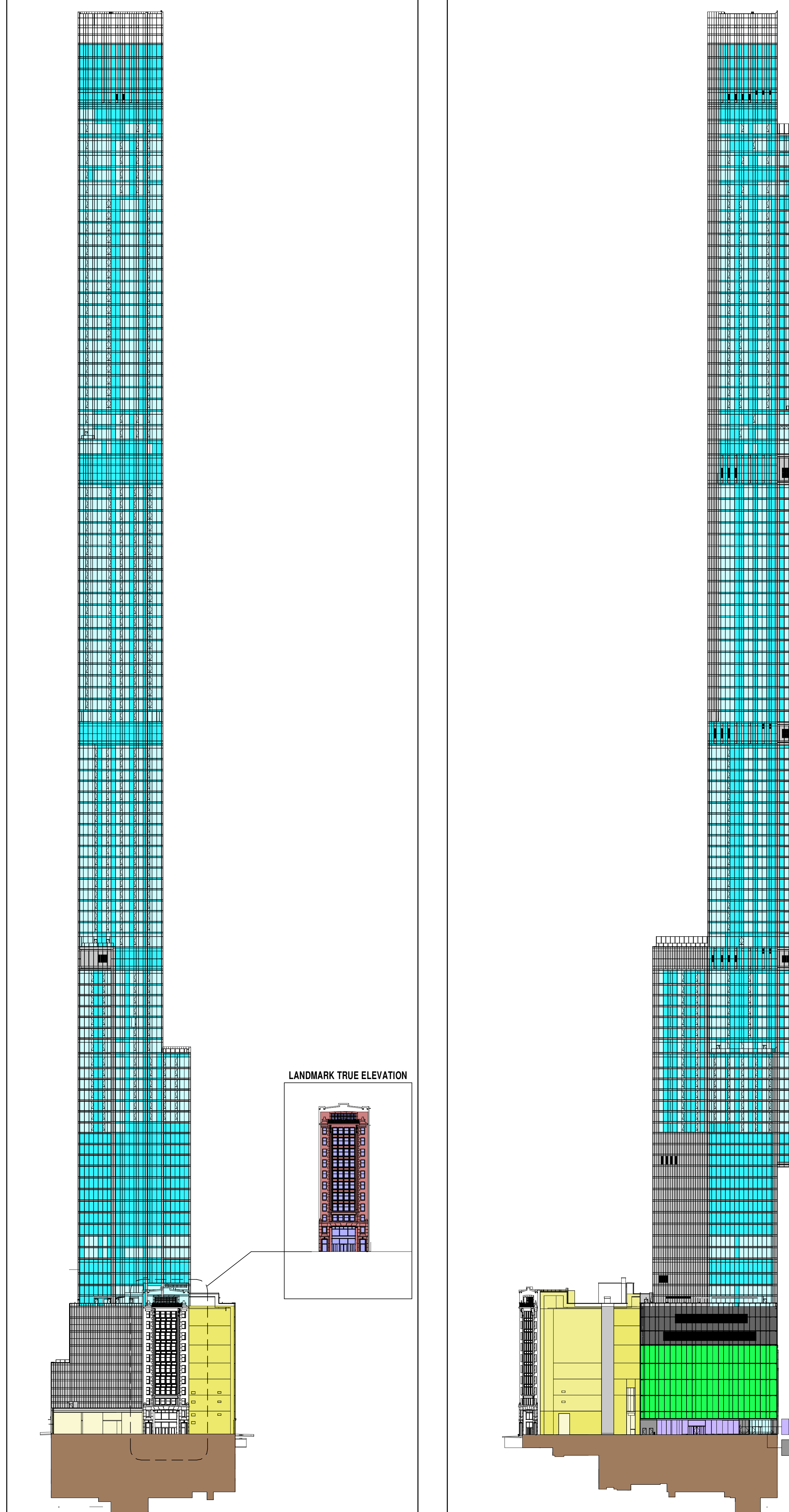






5 EAST ELEVATION  
1/8" = 1'-0"

4 NORTH ELEVATION - WEST 56TH STREET  
1/8" = 1'-0"



3 WEST ELEVATION - BROADWAY  
1/8" = 1'-0"

2 SOUTH ELEVATION - WEST 57TH STREET  
1/8" = 1'-0"

BUILDING ENVELOPE - SOUTH ELEVATION					
ID	CONSTRUCTION MATERIAL	AREA TOTAL (SF)	% OF TOTAL	U-VALUE	SHGC
A	GLAZING VISION (G.U.)	28471	29.87%	0.38	0.26
B	GLAZING SPANDREL (G.U.)	59477	29.25%	0.17	N/A
C	ARCHITECTURAL METAL PANEL (INSULATED)	22639	11.31%	0.05	N/A
D	PODIUM METAL PANEL (INSULATED)	3046	0.42%	0.07	N/A
E	AIR WELL LOUVER (NON-ACTIVE)	80	0.00%	0.10	N/A
F	LOUVER (ACTIVE)	2355	1.15%	12.00	N/A
G	PODIUM CURVED LOUVER	0	0.00%	0.22	N/A
H	RETAL GLAZING VISION (CURVED)	13769	0.87%	0.05	0.26
J	RETAL GLAZING VISION (G.U.)	0	0.00%	0.31	0.60
K	RETAL GLAZING VISION (STORE FRONT)	1803	0.00%	0.05	0.85
L1	ADJACENT BUILDING WALL AREA (LOT LINE)	763	0.00%	0.35	N/A
L2	ADJACENT BUILDING WALL AREA (LOT LINE)	0	0.00%	0.83	N/A
L3	ADJACENT BUILDING WALL AREA (LOT LINE)	8003	4.25%	0.43	N/A
L4	ADJACENT BUILDING WALL AREA (LOT LINE)	8003	4.25%	0.43	N/A
L5	ADJACENT BUILDING WALL AREA (LOT LINE)	0	0.00%	0.27	N/A
L6	ADJACENT BUILDING WALL AREA (LOT LINE)	0	0.00%	0.20	N/A
J7	ADJACENT BUILDING WALL AREA (LOT LINE)	0	0.00%	0.09	N/A
M	LANDMARK RECONSTRUCTION WALL AREA	0	0.00%	0.09	N/A
N	LANDMARK RECONSTRUCTION WINDOW AREA	0	0.00%	0.95	0.85
P	LANDMARK WALL AREA	0	0.00%	0.85	N/A
Q	LANDMARK WINDOW AREA	0	0.00%	0.95	0.85
TOTAL		200266	100.00%		
R	BELOW GRADE (WALLS 100% BELOW GRADE)	14254	24.42%	N/A	N/A

BUILDING ENVELOPE - WEST ELEVATION					
ID	CONSTRUCTION MATERIAL	AREA TOTAL (SF)	% OF TOTAL	U-VALUE	SHGC
A	GLAZING VISION (G.U.)	58994	39.89%	0.38	0.26
B	GLAZING SPANDREL (G.U.)	92461	29.70%	0.17	N/A
C	ARCHITECTURAL METAL PANEL (INSULATED)	22639	14.46%	0.05	N/A
D	PODIUM METAL PANEL (INSULATED)	0	0.00%	0.07	N/A
E	AIR WELL LOUVER (NON-ACTIVE)	0	0.00%	0.10	N/A
F	LOUVER (ACTIVE)	80	0.00%	12.00	N/A
G	PODIUM CURVED LOUVER	0	0.00%	0.22	N/A
H	RETAL GLAZING VISION (CURVED)	0	0.00%	0.05	0.26
J	RETAL GLAZING VISION (G.U.)	0	0.00%	0.31	0.60
K	RETAL GLAZING VISION (STORE FRONT)	0	0.00%	0.05	0.85
L1	ADJACENT BUILDING WALL AREA (LOT LINE)	2573	1.67%	0.35	N/A
L2	ADJACENT BUILDING WALL AREA (LOT LINE)	0	0.00%	0.83	N/A
L3	ADJACENT BUILDING WALL AREA (LOT LINE)	0	0.00%	0.43	N/A
L4	ADJACENT BUILDING WALL AREA (LOT LINE)	1534	0.95%	0.35	N/A
L5	ADJACENT BUILDING WALL AREA (LOT LINE)	0	0.00%	0.27	N/A
L6	ADJACENT BUILDING WALL AREA (LOT LINE)	0	0.00%	0.20	N/A
J7	ADJACENT BUILDING WALL AREA (LOT LINE)	0	0.00%	0.09	N/A
M	LANDMARK RECONSTRUCTION WALL AREA	0	0.00%	0.09	N/A
N	LANDMARK RECONSTRUCTION WINDOW AREA	0	0.00%	0.95	0.85
P	LANDMARK WALL AREA	1450	0.90%	0.85	N/A
Q	LANDMARK WINDOW AREA	3135	1.91%	0.95	0.85
TOTAL		163918	100.00%		
R	BELOW GRADE (WALLS 100% BELOW GRADE)	14400	24.87%	N/A	N/A

BUILDING ENVELOPE - NORTH ELEVATION					
ID	CONSTRUCTION MATERIAL	AREA TOTAL (SF)	% OF TOTAL	U-VALUE	SHGC
A	GLAZING VISION (G.U.)	82293	41.89%	0.38	0.26
B	GLAZING SPANDREL (G.U.)	93716	28.90%	0.17	N/A
C	ARCHITECTURAL METAL PANEL (INSULATED)	22639	11.31%	0.05	N/A
D	PODIUM METAL PANEL (INSULATED)	2054	1.03%	0.07	N/A
E	AIR WELL LOUVER (NON-ACTIVE)	0	0.00%	0.10	N/A
F	LOUVER (ACTIVE)	2340	1.67%	12.00	N/A
G	PODIUM CURVED LOUVER	7083	3.54%	0.22	N/A
H	RETAL GLAZING VISION (CURVED)	12003	0.89%	0.05	0.26
J	RETAL GLAZING VISION (G.U.)	1700	0.85%	0.31	0.60
K	RETAL GLAZING VISION (STORE FRONT)	1083	0.54%	0.05	0.85
L1	ADJACENT BUILDING WALL AREA (LOT LINE)	2573	0.00%	0.35	N/A
L2	ADJACENT BUILDING WALL AREA (LOT LINE)	0	0.00%	0.83	N/A
L3	ADJACENT BUILDING WALL AREA (LOT LINE)	3480	4.73%	0.43	N/A
L4	ADJACENT BUILDING WALL AREA (LOT LINE)	1865	0.99%	0.35	N/A
L5	ADJACENT BUILDING WALL AREA (LOT LINE)	0	0.00%	0.27	N/A
L6	ADJACENT BUILDING WALL AREA (LOT LINE)	0	0.00%	0.20	N/A
J7	ADJACENT BUILDING WALL AREA (LOT LINE)	0	0.00%	0.09	N/A
M	LANDMARK RECONSTRUCTION WALL AREA	2287	1.14%	0.09	N/A
N	LANDMARK RECONSTRUCTION WINDOW AREA	97	0.00%	0.95	0.85
P	LANDMARK WALL AREA	0	0.00%	0.85	N/A
Q	LANDMARK WINDOW AREA	0	0.00%	0.95	0.85
TOTAL		200266	100.00%		
R	BELOW GRADE (WALLS 100% BELOW GRADE)	15048	25.83%	N/A	N/A

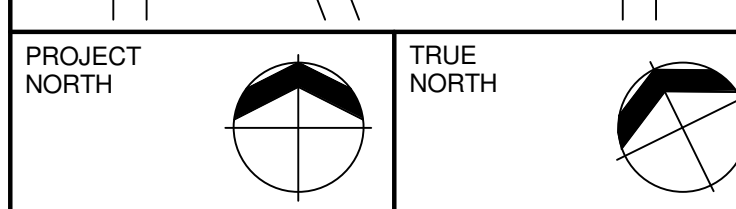
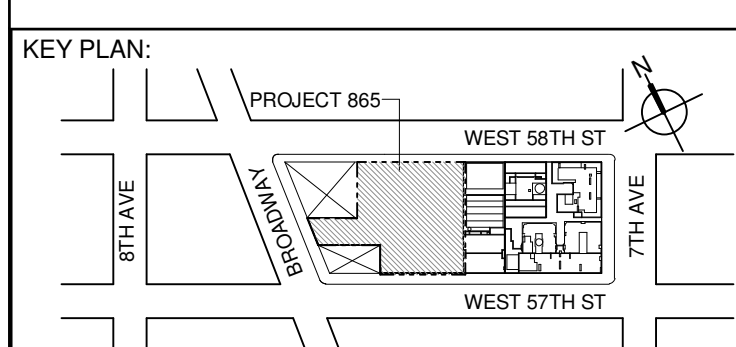

BUILDING ENVELOPE - EAST ELEVATION					
ID	CONSTRUCTION MATERIAL	AREA TOTAL (SF)	% OF TOTAL	U-VALUE	SHGC
A	GLAZING VISION (G.U.)	61486	37.77%	0.38	0.26
B	GLAZING SPANDREL (G.U.)	93716	24.43%	0.17	N/A
C	ARCHITECTURAL METAL PANEL (INSULATED)	22639	11.31%	0.05	N/A
D	PODIUM METAL PANEL (INSULATED)	3046	0.42%	0.07	N/A
E	AIR WELL LOUVER (NON-ACTIVE)	0	0.00%	0.10	N/A
F	LOUVER (ACTIVE)	49	0.00%	12.00	N/A
G	PODIUM CURVED LOUVER	0	0.00%	0.22	N/A
H	RETAL GLAZING VISION (CURVED)	0	0.00%	0.05	0.26
J	RETAL GLAZING VISION (G.U.)	0	0.00%	0.31	0.60
K	RETAL GLAZING VISION (STORE FRONT)	0	0.00%	0.05	0.85
L1	ADJACENT BUILDING WALL AREA (LOT LINE)	3311	2.00%	0.35	N/A
L2	ADJACENT BUILDING WALL AREA (LOT LINE)	0	0.00%	0.83	N/A
L3	ADJACENT BUILDING WALL AREA (LOT LINE)	3480	4.73%	0.43	N/A
L4	ADJACENT BUILDING WALL AREA (LOT LINE)	299	0.18%	0.35	N/A
L5	ADJACENT BUILDING WALL AREA (LOT LINE)	1056	0.85%	0.27	N/A
L6	ADJACENT BUILDING WALL AREA (LOT LINE)	748	0.48%	0.20	N/A
J7	ADJACENT BUILDING WALL AREA (LOT LINE)	499	0.26%	0.09	N/A
M	LANDMARK RECONSTRUCTION WALL AREA	0	0.00%	0.09	N/A
N	LANDMARK RECONSTRUCTION WINDOW AREA	0	0.00%	0.95	0.85
P	LANDMARK WALL AREA	0	0.00%	0.85	N/A
Q	LANDMARK WINDOW AREA	0	0.00%	0.95	0.85
TOTAL		162760	100.00%		
R	BELOW GRADE (WALLS 100% BELOW GRADE)	14400	24.87%	N/A	N/A

BUILDING ENVELOPE SUMMARY CHART - GROSS WALL AREA					
ID	CONSTRUCTION MATERIAL	AREA TOTAL (SF)	% OF TOTAL	U-VALUE	SHGC
A	GLAZING VISION (G.U.)	280112	38.87%	0.38	0.26
B	GLAZING SPANDREL (G.U.)	197123	28.73%	0.17	N/A
C	ARCHITECTURAL METAL PANEL (INSULATED)	165339	22.74%	0.05	N/A
D	PODIUM METAL PANEL (INSULATED)	3046	0.42%	0.07	N/A
E	AIR WELL LOUVER (NON-ACTIVE)	80	0.00%	0.10	N/A
F	LOUVER (ACTIVE)	5334	0.89%	12.00	N/A
G	PODIUM CURVED LOUVER	7083	0.97%	0.22	N/A
H	RETAL GLAZING VISION (CURVED)	23769	0.34%	0.05	0.26
J	RETAL GLAZING VISION (G.U.)	1700	0.23%	0.31	0.60
K	RETAL GLAZING VISION (STORE FRONT)	2888	0.40%	0.05	0.85
L1	ADJACENT BUILDING WALL AREA (LOT LINE)	5601	0.09%	0.35	N/A
L2	ADJACENT BUILDING WALL AREA (LOT LINE)	0	0.00%	0.83	N/A
L3	ADJACENT BUILDING WALL AREA (LOT LINE)	17863	2.47%	0.43	N/A
L4	ADJACENT BUILDING WALL AREA (LOT LINE)	14371	0.19%	0.35	N/A
L5	ADJACENT BUILDING WALL AREA (LOT LINE)	1056	0.15%	0.27	N/A
L6	ADJACENT BUILDING WALL AREA (LOT LINE)	748	0.10%	0.20	N/A
J7	ADJACENT BUILDING WALL AREA (LOT LINE)	499	0.01%	0.09	N/A
M	LANDMARK RECONSTRUCTION WALL AREA	2287	0.31%	0.09	N/A
N	LANDMARK RECONSTRUCTION WINDOW AREA	97	0.01%	0.95	0.85
P	LANDMARK WALL AREA	4930	0.07%	0.85	N/A
Q	LANDMARK WINDOW AREA	3135	0.43%	0.95	0.85
TOTAL		727160	100.00%		
R	BELOW GRADE (WALLS 100% BELOW GRADE)	58252	100.00%	N/A	N/A

BUILDING ROOF, SOFFIT, AND SLAB ON GRADE SUMMARY CHART					
ID	CONSTRUCTION MATERIAL	AREA TOTAL (SF)	% OF TOTAL	U-VALUE	SHGC
S	ROOF (RT-01 & RT-02)	4300	100.00%	0.04	N/A
T	SOFFIT (INSULATED)	4227	100.00%	0.00	N/A
U	SLAB ON GRADE	40704	100.00%	N/A	N/A

BUILDING ENVELOPE DESIGN INTENT ASSEMBLIES					
ID	CONSTRUCTION MATERIAL	U-VALUE	SHGC	ASSEMBLY DETAILS	
A	GLAZING VISION (G.U.)	0.38	0.26	NA-ZONE W-A (G-01, G-05), W-B, W-E (G-03, G-06), W-21, W-31 (G-06)	
B	GLAZING SPANDREL (G.U.)	0.17	0.17	NA-ZONE W-A (G-02), W-B, W-E (G-04)	
C	ARCHITECTURAL METAL PANEL (INSULATED)	0.05	0.05	NA-ZONE W-C, W-D	
D	PODIUM METAL PANEL (INSULATED)	0.07	0.07	NA-ZONE W-23, W-24	
E	AIR WELL LOUVER (NON-ACTIVE)	0.10	0.10	NA-ZONE W-27	
F	LOUVER (ACTIVE)	12.00	12.00	NA-MECHANICAL LOUVER	
G	PODIUM CURVED LOUVER	0.22	0.22	NA-ZONE W-27	
H	RETAL GLAZING VISION (CURVED)	0.05	0.05	NA-ZONE W-25 (G-01)	
J	RETAL GLAZING VISION (G.U.)	0.31	0.60	NA-ZONE W-25 (G-04)	
K	RETAL GLAZING VISION (STORE FRONT)	0.05	0.85	NA-ZONE W-22, W-32 (G-03)	
L1	ADJACENT BUILDING WALL AREA (LOT LINE)	0.35	0.35	NA-ZONE W-F, CMU WALL	
L2	ADJACENT BUILDING WALL AREA (LOT LINE)	0.83	0.83	NA-ZONE W-F, SOLID CONCRETE WALL 12"	
L3	ADJACENT BUILDING WALL AREA (LOT LINE)	0.43	0.43	NA-ZONE W-F, SOLID CONCRETE WALL 12"	
L4	ADJACENT BUILDING WALL AREA (LOT LINE)	0.35	0.35	NA-ZONE W-F, SOLID CONCRETE WALL 24"	
L5	ADJACENT BUILDING WALL AREA (LOT LINE)	0.27	0.27	NA-ZONE W-F, SOLID CONCRETE WALL 36"	
L6	ADJACENT BUILDING WALL AREA (LOT LINE)	0.20	0.20	NA-ZONE W-F, SOLID CONCRETE WALL 18"	
J7	ADJACENT BUILDING WALL AREA (LOT LINE)	0.09	0.09	NA-ZONE W-F, SOLID CONCRETE WALL 12"	
M	LANDMARK RECONSTRUCTION WALL AREA	0.08	0.08	NA-ZONE W-13, 4" BRICK, 2" INSULATION, 6" CMU GROUTED	
N	LANDMARK RECONSTRUCTION WINDOW AREA	0.95	0.85	0.85 SINGLE GLAZED UNIT	
P	LANDMARK WALL AREA	0.85	0.85	NA-ZONE W-11, W-12, STONE AND BRICK ON 10" CMU GROUTED EXTERIOR	
Q	LANDMARK WINDOW AREA	0.95	0.85	0.85 SINGLE GLAZED UNIT	
R	BELOW GRADE (WALLS 100% BELOW GRADE)	N/A	N/A	CONCRETE WALL THICKNESS VARIES (MIN. 12")	
S	ROOF (RT-01 & RT-02)	0.05	0.05	NA-R-20 INSULATION COMPLETELY ABOVE DECK	
T	SOFFIT (INSULATED)	0.00	0.00	NA-R-20 INSULATION COMPLETELY ABOVE METAL PANEL	
U	SLAB ON GRADE (UNHEATED)	N/A	N/A	CONCRETE SLAB	

1 ENERGY AREA SUMMARY  
1/2" = 1'-0"



DEVELOPER:  
**EXTELL DEVELOPMENT COMPANY**  
805 THIRD AVENUE, 17TH FLOOR  
New York, NY 10022 USA  
TEL: 212 712 6000 FAX: 212 712 6100

DESIGN ARCHITECT: Base Building Shell & Core  
**AAI ARCHITECTS, P.C.**  
111 WEST MONROE STREET SUITE 2300  
CHICAGO IL 60603  
TEL: 312 920 1888 FAX: 312 920 1775

ARCHITECT OF RECORD: Base Building Shell & Core  
**AAI ARCHITECTS, P.C.**  
401 Wellington St. W., 3rd Floor  
Toronto, ON M5V 1E7 Canada  
TEL: 416 967 1500 FAX: 416 967 7150

STRUCTURAL ENGINEERS:  
**WSP CANTOR SENLUX**  
228 EAST 45th Street  
New York, NY 10017 USA  
TEL: 212 687 9888 FAX: 646 487 5501

MEP ENGINEERS:  
**AKF GROUP**  
1501 Broadway  
New York, NY 10036 USA  
TEL: 212 354 5656 FAX: 212 354 5668

GEOTECHNICAL ENGINEERS:  
**Langan Engineering & Environmental Services**  
21 Penn Plaza - 380 West 31st Street, 8th Floor  
New York, NY 10001-2277  
TEL: 212 479 5400 FAX: 212 479 5444

CODE CONSULTANTS:  
**Construction Consulting Associates**  
100 Church Street  
New York, NY 10007  
TEL: 212 385 1818 FAX: 212 385 1911

CURTAINWALL CONSULTANT:  
**AJLP Consulting**  
40 Worth Street, Suite 828  
New York, NY 10013  
TEL: 212 757 5659 FAX: 646 219 8508

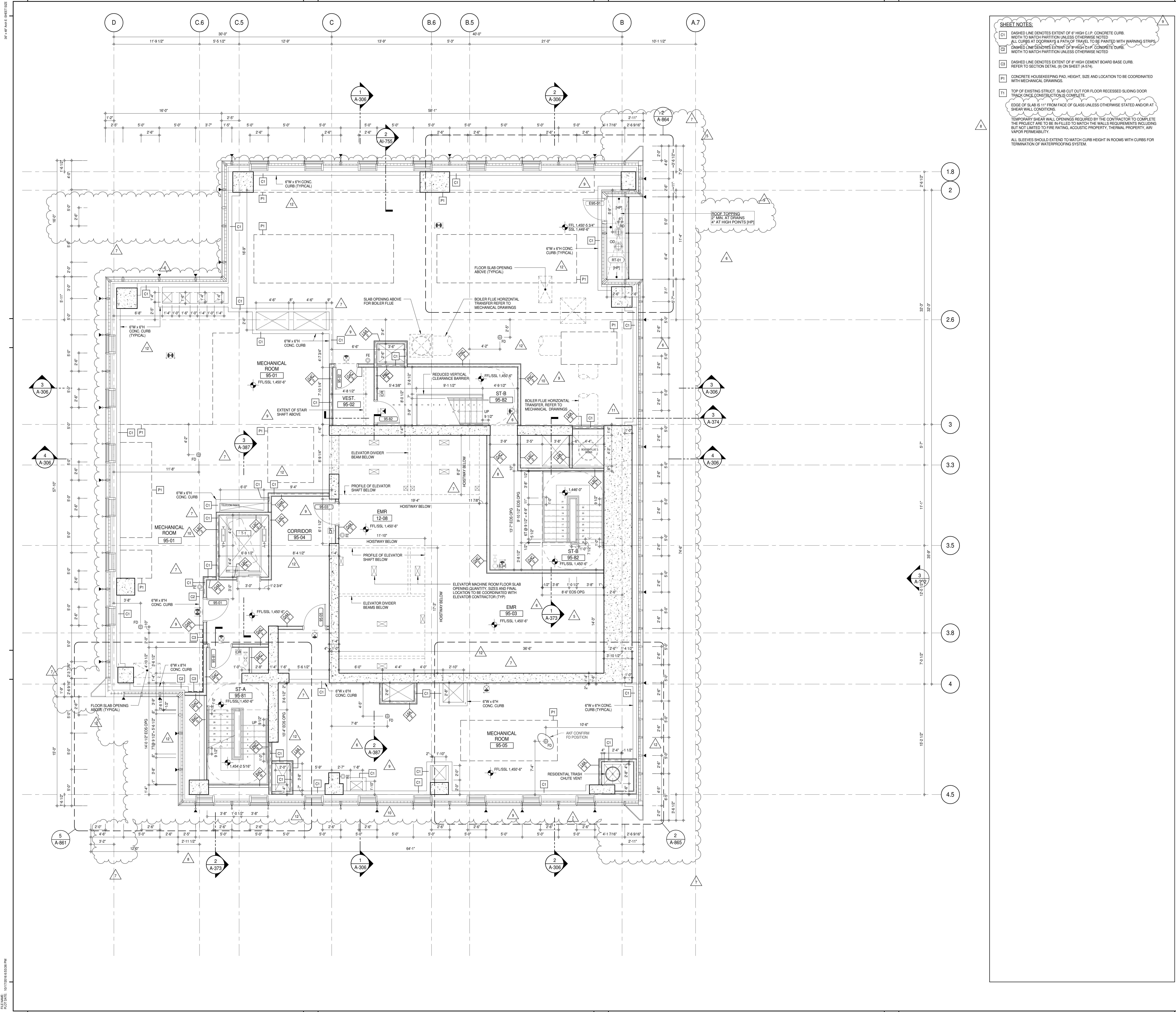
LANDMARK/PRESERVATION CONSULTANT:  
**Higgins Quasebarth & Partners LLC**  
11 Hanover Square, 16th Floor  
New York, NY 10005  
TEL: 212 274 9458 FAX: 646 274 9380

LANDMARK/PRESERVATION CONSULTANT:  
**Jan Hird Pokorny Associates, Inc.**  
50 West 57th Street, 12A  
New York, NY 10018  
TEL: 212 759 6462 FAX: 212 759 6540

No.	DESCRIPTION	DATE
1	D.O.B. SUBMISSION	05 DEC 14
2	CD PROGRESS ISSUE 2	19 DEC 14
3	D.O.B. SUBMISSION	18 FEB 15
4	CD PROGRESS ISSUE 3	09 MAR 15
5	D.O.B. SUBMISSION	27 APR 15
6	CD PROGRESS ISSUE 4	01 JUN 15
7	D.O.B. AMENDMENT 2	21 SEP 15
8	CD PROGRESS ISSUE 6	02 NOV 15
9	CD PROGRESS ISSUE 7	29 JAN 16
10	CD ISSUE 8 - GMP SET	31 MAR 16
11	D.O.B. AMENDMENT 3	03 OCT 16

## D.O.B. SUBMISSION





**SHEET NOTES:**

C1 DASHED LINE DENOTES EXTENT OF 6" HIGH C.I.P. CONCRETE CURB. WIDTH TO MATCH PARTITION UNLESS OTHERWISE NOTED.

C2 DASHED LINE DENOTES EXTENT OF 6" HIGH C.I.P. CONCRETE CURB. WIDTH TO MATCH PARTITION UNLESS OTHERWISE NOTED.

C3 DASHED LINE DENOTES EXTENT OF 6" HIGH CEMENT BOARD BASE CURB. REFER TO SECTION DETAIL (B) ON SHEET (A-574).

P1 CONCRETE HOUSEKEEPING PAD. HEIGHT, SIZE AND LOCATION TO BE COORDINATED WITH MECHANICAL DRAWINGS.

T1 TOP OF EXISTING STRUCT. SLAB CUT OUT FOR FLOOR RECESSED SLIDING DOOR TRACK ONCE CONSTRUCTION IS COMPLETE.

EDGE OF SLAB IS 11" FROM FACE OF GLASS UNLESS OTHERWISE STATED AND/OR AT SHEAR WALL CONDITIONS.

TEMPORARY SHEAR WALL OPENINGS REQUIRED BY THE CONTRACTOR TO COMPLETE THE PROJECT ARE TO BE INFILLED TO MATCH THE WALLS REQUIREMENTS INCLUDING BUT NOT LIMITED TO FIRE RATING, ACOUSTIC PROPERTY, THERMAL PROPERTY, AIR VAPOR PERMEABILITY.

ALL SLEEVES SHOULD EXTEND TO MATCH CURB HEIGHT IN ROOMS WITH CURBS FOR TERMINATION OF WATERPROOFING SYSTEM.

**KEY PLAN:**

**PROJECT:** 217 WEST 57TH STREET, NEW YORK, NY

**DEVELOPER:** EXTREME DEVELOPMENT COMPANY  
805 THIRD AVENUE, 7TH FLOOR  
NEW YORK, NY 10022 USA  
TEL: 212 712 6000 FAX: 212 712 6100

**DESIGN ARCHITECT:** Base Building Shell & Core  
**ADRIAN SMITH + GORDON GILL ARCHITECTURE**  
111 WEST MONROE STREET SUITE 2300  
CHICAGO IL 60603  
TEL: 312 920 1888 FAX: 312 920 1775

**INTERIOR DESIGNER:** Residential  
**Rottet Architecture and Design Studio, PLLC**  
298 Fifth Ave, 7th Floor  
New York, NY 10001  
TEL: 646 989 7000 FAX:

**ARCHITECT OF RECORD:** Base Building Shell, Core, & Residential  
**AAI ARCHITECTS, P.C.**  
401 Westchester St., 3rd Floor  
Toronto, ON M5V 1E7 Canada  
TEL: 416 967 1500 FAX: 416 967 7150

**STRUCTURAL ENGINEERS:**  
**VSP CANTOR SEINUK**  
228 EAST 45th Street  
New York, NY 10017 USA  
TEL: 212 887 2885 FAX: 646 487 5501

**MEP ENGINEERS:**  
**AKF GROUP**  
165 Broadway, 22nd Floor  
New York, NY 10006 USA  
TEL: 212 354 5655 FAX: 212 354 5668

**GEOTECHNICAL ENGINEERS:**  
**Langan Engineering & Environmental Services**  
21 Penn Plaza - 300 West 57th Street, 9th Floor  
New York, NY 10001-2727  
TEL: 212 479 5400 FAX: 212 479 5444

**CODE CONSULTANTS:**  
**Construction Consulting Associates**  
100 Church Street  
New York, NY 10007  
TEL: 212 385 1818 FAX: 212 385 1911

**CURTAINWALL CONSULTANT:**  
**AJLP Consulting**  
40 Worth Street, Suite 806  
New York, NY 10013  
TEL: 212 757 6550 FAX: 646 219 8508

**LANDMARK/PRESERVATION CONSULTANT:**  
**Jan Hird Pokorny Associates, Inc.**  
39 West 57th Street, 12A  
New York, NY 10019  
TEL: 212 759 6452 FAX: 212 759 6540

No.	DESCRIPTION	DATE
1	CD PROGRESS ISSUE 1	15 OCT 14
2	CD PROGRESS ISSUE 2	19 DEC 14
3	D.O.B. SUBMISSION	18 FEB 15
4	CD PROGRESS ISSUE 3	09 MAR 15
5	D.O.B. SUBMISSION	27 APR 15
6	CD PROGRESS ISSUE 4	01 JUN 15
7	D.O.B. AMENDMENT 2	21 SEP 15
8	CD PROGRESS ISSUE 5	02 NOV 15
9	CD PROGRESS ISSUE 6	29 JAN 16
10	CD PROGRESS ISSUE 7	31 MAR 16
11	CD BULLETIN ISSUE - 1	22 APR 16
12	CD BULLETIN ISSUE - 4	15 JUL 16
13	CD BULLETIN ISSUE - 7	14 SEP 16
14	D.O.B. AMENDMENT 3	03 OCT 16

**D.O.B. SUBMISSION**

Discrepancies must be reported immediately to the Architect before proceeding. Only figured dimensions are to be used. Contractors must check all dimensions on site. This drawing is protected by copyright.

ALL DIMENSIONS ARE SHOWN IN IMPERIAL.

**CONSULTANT:**

**AAI ARCHITECTS, P.C.**

**PROJECT:** 217 WEST 57TH STREET, NEW YORK, NY

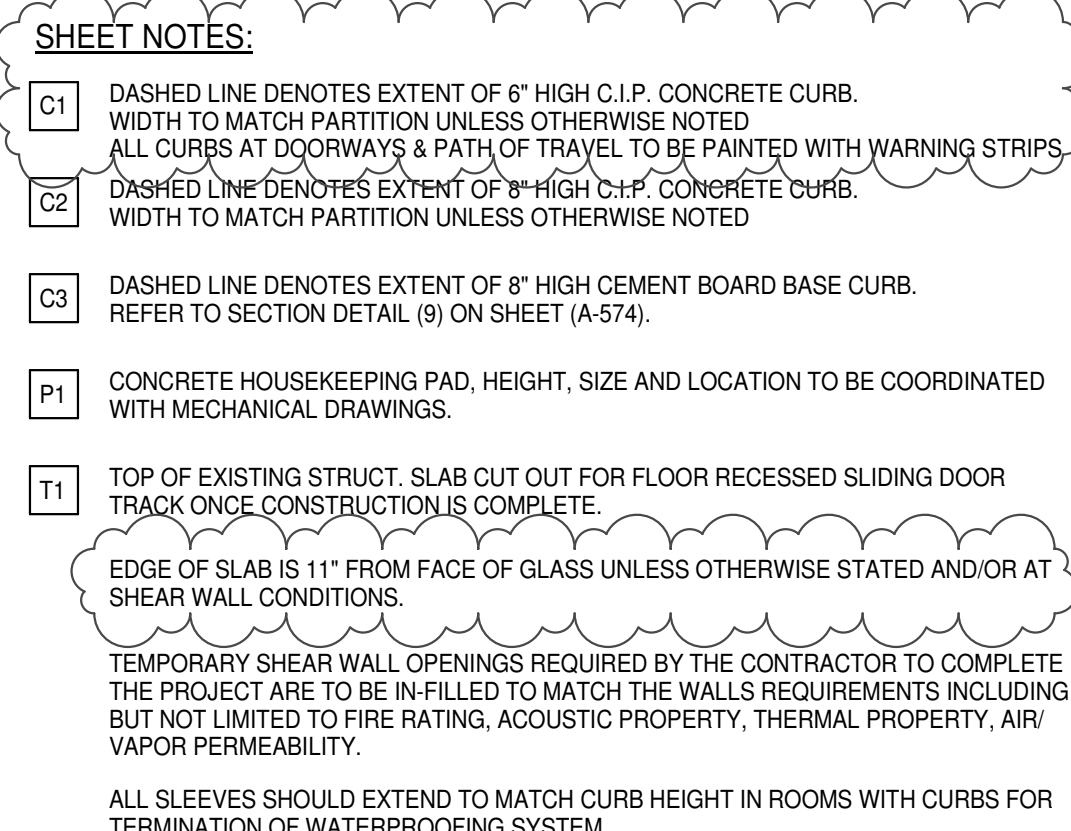
**DRAWING TITLE:** 95TH FLOOR PLAN (EMR) (MFD-133RD FLOOR)

**SEAL & SIGNATURE:** PROJECT No: 1216-00  
DATE: 15 OCT 14  
DRAWN: Author  
CHECKED: Checker  
SCALE: 1/4" = 1'-0"  
DWG No: A-165.02

**DOB PAGE No:** 138 of 454  
**DOB 5-SIGN:**

**APPROVED:** Under Directive 2 of 1975  
DATE: 03/03/2017  
NYC Development Hub





ISSUED AS: A 193 CD PROCEEDS ISSUE 4 01 11 IN 15/ ISSUED AS: A 194 CD PROCEEDS ISSUE 5 00 MAR 1971

No.	DESCRIPTION	DATE
1	CD PROGRESS ISSUE 1	15 OCT 14
2	CD PROGRESS ISSUE 2	19 DEC 14
3	D.O.B. SUBMISSION	18 FEB 15
4	CD PROGRESS ISSUE 3	09 MAR 15
	D.O.B. SUBMISSION	27 APR 15
5	CD PROGRESS ISSUE 4	01 JUN 15
6	CD PROGRESS ISSUE 5	10 AUG 15
	D.O.B. AMENDMENT 2	21 SEP 15
7	CD PROGRESS ISSUE 6	02 NOV 15
8	CD PROGRESS ISSUE 7	29 JAN 16
9	CD ISSUE 8 - GMP SET	31 MAR 16
10	CD BULLETIN ISSUE - 1	22 APR 16
11	CD BULLETIN ISSUE - 2	11 MAY 16
12	CD BULLETIN ISSUE - 7	14 SEP 16
	D.O.B. AMENDMENT 3	03 OCT 16

0 2'-0" 4'-0" 8'-0"

### D.O.B. SUBMISSION

Discrepancies must be reported immediately to the Architect before proceeding. Only figured dimensions are to be used. Contractors must check all dimensions on site. This drawing is protected by copyright.

ALL DIMENSIONS ARE SHOWN IN IMPERIAL

CONSULTANT



PROJECT:

**217 WEST 57TH STREE**  
NEW YORK, NY

DRAWING TITLE

96TH FLOOR PLAN (DAMPER)  
(MFD-134TH FLOOR)

SEAL &amp; SIGNATURE:

DATE:	15 OCT 14
-------	-----------

PROJECT No:
DRAWN: Author

CHK: Checker

SCALE: 1/4" = 1'-0"

DWG No: **A-166.02**

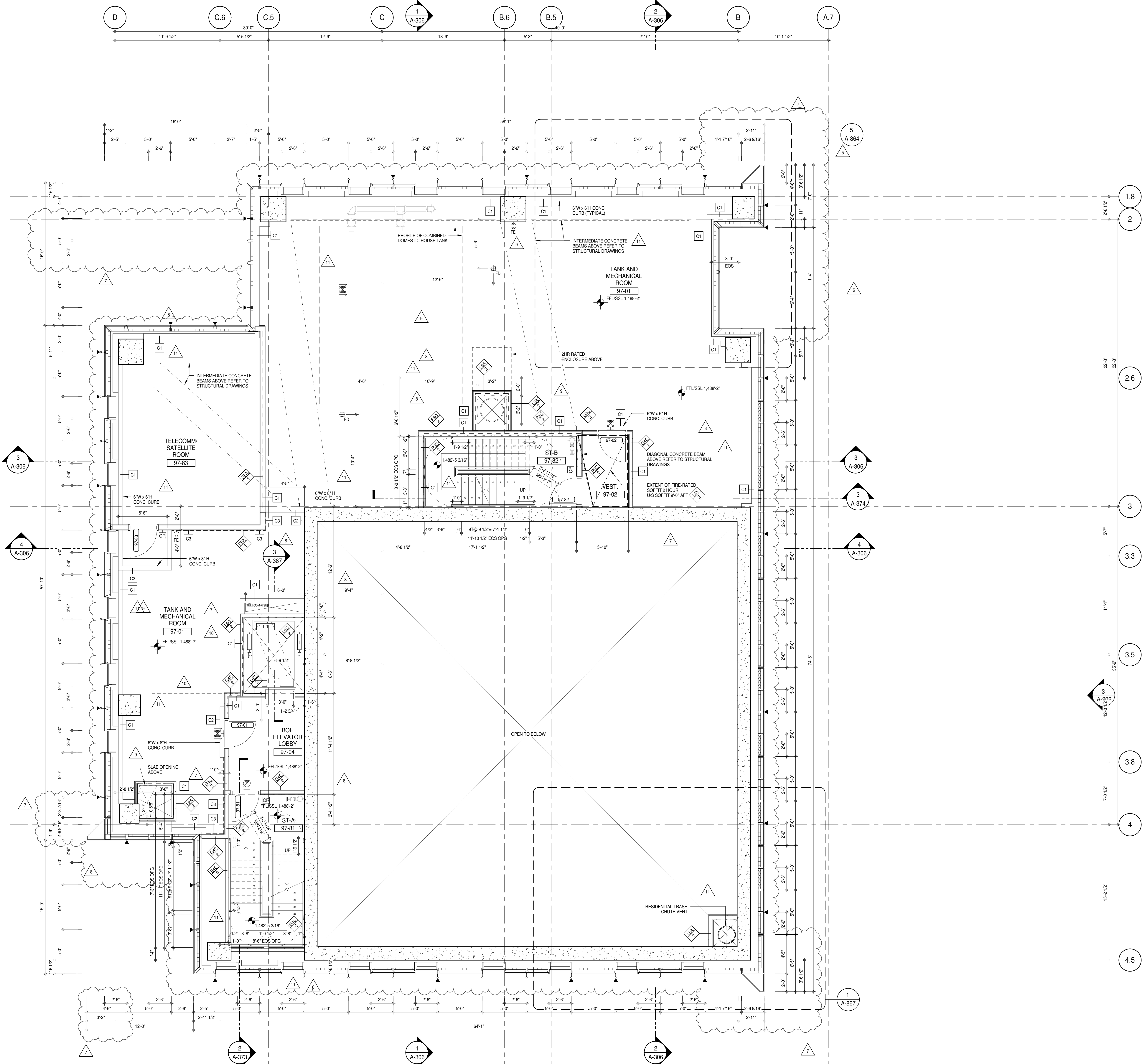
DOB PAGE No:

DOB B-SCAN:



**APPROVED**  
Under Directive 2 of 1975  
**AMENDED APPLICATION**  
Date: 03/29/2017  
**NYC Development Hub**





**SHEET NOTES:**

C1 DASHED LINE DENOTES EXTENT OF 6" HIGH C.I.P. CONCRETE CURB. WIDTH TO MATCH PARTITION UNLESS OTHERWISE NOTED.  
ALL CURBS AT DOORWAYS & PATH OF TRAVEL TO BE PAINTED WITH WARNING STRIPS.

C2 DASHED LINE DENOTES EXTENT OF 6" HIGH C.I.P. CONCRETE CURB. WIDTH TO MATCH PARTITION UNLESS OTHERWISE NOTED.

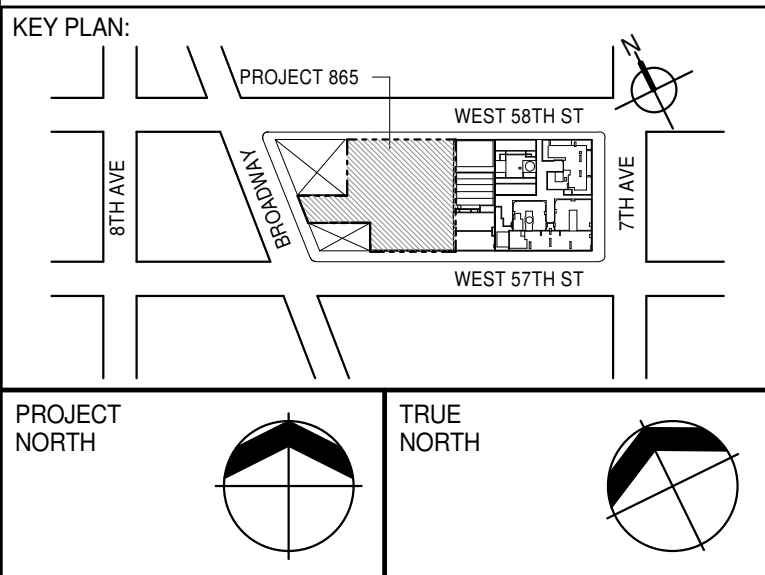
C3 CONCRETE HOUSEKEEPING PAD. HEIGHT, SIZE AND LOCATION TO BE COORDINATED WITH MECHANICAL DRAWINGS.

P1 TOP OF EXISTING STRUCT. SLAB CUT OUT FOR FLOOR RECESSED SLIDING DOOR TRACK. ONCE CONSTRUCTION IS COMPLETE.

11 EDGE OF SLAB IS 11" FROM FACE OF GLASS UNLESS OTHERWISE STATED AND/OR AT SHEAR WALL CONDITIONS.

TEMPORARY SHEAR WALL OPENINGS REQUIRED BY THE CONTRACTOR TO COMPLETE THE PROJECT ARE TO BE FILLED TO MATCH THE WALLS REQUIREMENTS INCLUDING BUT NOT LIMITED TO FIRE RATING, ACOUSTIC PROPERTY, THERMAL PROPERTY, AIR VAPOR PERMEABILITY.

ALL SLEEVES SHOULD EXTEND TO MATCH CURB HEIGHT IN ROOMS WITH CURBS FOR TERMINATION OF WATERPROOFING SYSTEM.



PROJECT NORTH

TRUE NORTH

DEVELOPER: **EXTELL DEVELOPMENT COMPANY**  
805 THIRD AVENUE, 7TH FLOOR  
NEW YORK, NY 10022 USA  
TEL: 212 712 6000 FAX: 212 712 6100

DESIGN ARCHITECT: **AAI ARCHITECTS, P.C.**  
Base Building Shell & Core  
111 WEST MONROE STREET SUITE 2300  
CHICAGO IL 60603  
TEL: 312 920 1888 FAX: 312 920 1775

ARCHITECT OF RECORD: **AAI ARCHITECTS, P.C.**  
401 Wellington St. W., 3rd Floor  
Toronto, ON M5V 1E7 Canada  
TEL: 416 967 1500 FAX: 416 967 7150

STRUCTURAL ENGINEERS: **VSP CANTOR SEINUK**  
228 EAST 45th Street  
New York, NY 10017 USA  
TEL: 212 887 8888 FAX: 646 487 5501

MEP ENGINEERS: **AKF GROUP**  
165 Broadway, 22nd Floor  
New York, NY 10006 USA  
TEL: 212 354 5656 FAX: 212 354 5668

GEOTECHNICAL ENGINEERS: **Langan Engineering & Environmental Services**  
21 Penn Plaza - 300 West 51st Street, 8th Floor  
New York, NY 10001-2727  
TEL: 212 479 5400 FAX: 212 479 5444

CODE CONSULTANTS: **Construction Consulting Associates**  
100 Church Street  
New York, NY 10007  
TEL: 212 385 1818 FAX: 212 385 1911

CURTAINWALL CONSULTANT: **AJLP Consulting**  
40 Worth Street, Suite 806  
New York, NY 10013  
TEL: 212 757 6550 FAX: 646 219 8508

LANDMARK/PRESERVATION CONSULTANT: **Jan Hird Pokorny Associates, Inc.**  
39 West 37th Street, 12A  
New York, NY 10018  
TEL: 212 759 6452 FAX: 212 759 6540

No.	DESCRIPTION	DATE
1	CD PROGRESS ISSUE 1	15 OCT 14
2	CD PROGRESS ISSUE 2	19 DEC 14
3	D.O.B. SUBMISSION	18 FEB 15
4	CD PROGRESS ISSUE 3	09 MAR 15
5	D.O.B. SUBMISSION	27 APR 15
6	CD PROGRESS ISSUE 4	01 JUN 15
7	D.O.B. AMENDMENT 2	21 SEP 15
8	CD PROGRESS ISSUE 5	10 AUG 15
9	D.O.B. AMENDMENT 2	21 SEP 15
10	CD PROGRESS ISSUE 6	02 NOV 15
11	D.O.B. SUBMISSION	29 JAN 16
12	CD ISSUE 8 - GMP SET	31 MAR 16
13	CD BULLETIN ISSUE - 1	22 APR 16
14	CD BULLETIN ISSUE - 7	14 SEP 16
15	D.O.B. AMENDMENT 3	03 OCT 16

0 2'-0" 4'-0" 8'-0"

**D.O.B. SUBMISSION**

Discrepancies must be reported immediately to the Architect before proceeding. Only figured dimensions are to be used. Contractors must check all dimensions on site. This drawing is protected by copyright.

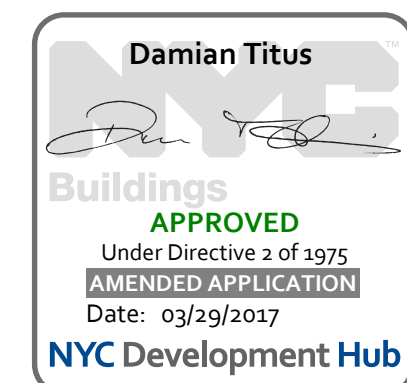
ALL DIMENSIONS ARE SHOWN IN IMPERIAL.

CONSULTANT: **AAI ARCHITECTS, P.C.**

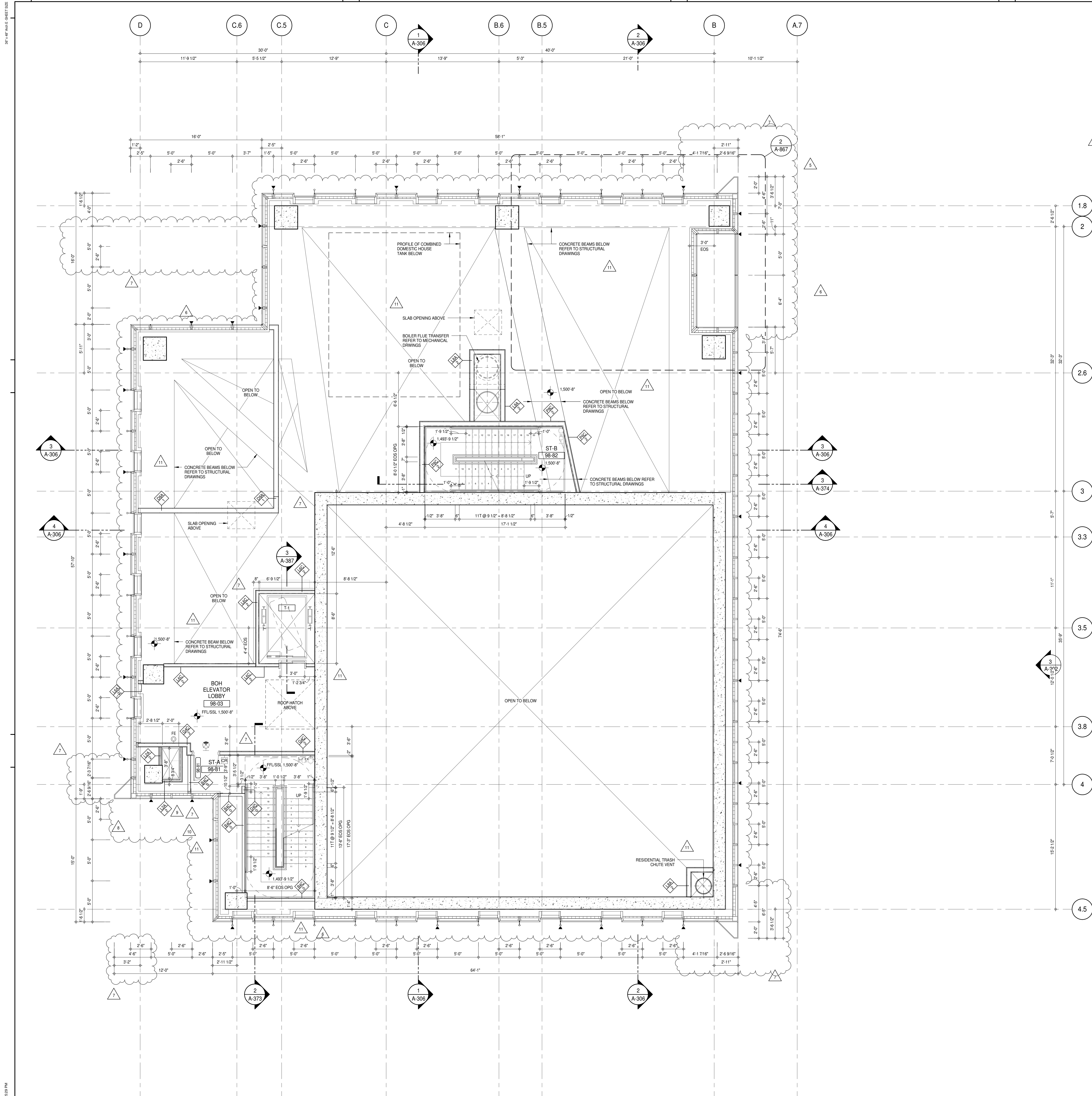
PROJECT: **217 WEST 57TH STREET  
NEW YORK, NY**

DRAWING TITLE: **97TH FLOOR PLAN (MECHANICAL)  
(MFD-135TH FLOOR)**

SEAL & SIGNATURE: **DAMIAN TITUS**  
REGISTERED ARCHITECT  
NEW YORK STATE  
DATE: 15 OCT 14  
PROJECT No: 1216-00  
DRAWN: Author  
CHECKED: Checker  
SCALE: 1/4" = 1'-0"  
DWG No: **A-167.02**  
DOB PAGE No: 160 of 454  
DOB EMPLOYEE STAMP: **DAMIAN TITUS**  
DOB 5-SCAN:







**SHEET NOTES:**

01 DASHED LINE DENOTES EXTENT OF 6\" HIGH C.I.P. CONCRETE CURB. WIDTH TO MATCH PARTITION UNLESS OTHERWISE NOTED.

02 DASHED LINE DENOTES EXTENT OF 6\" HIGH C.I.P. CONCRETE CURB. WIDTH TO MATCH PARTITION UNLESS OTHERWISE NOTED.

03 DASHED LINE DENOTES EXTENT OF 6\" HIGH CEMENT BOARD BASE CURB. REFER TO SECTION DETAIL (B) ON SHEET (A-574).

P1 CONCRETE HOUSEKEEPING PAD. HEIGHT, SIZE AND LOCATION TO BE COORDINATED WITH MECHANICAL DRAWINGS.

11 TOP OF EXISTING STRUCT. SLAB CUT OUT FOR FLOOR RECESSED SLIDING DOOR TRACK. ONCE CONSTRUCTION IS COMPLETE.

EDGE OF SLAB IS 11\" FROM FACE OF GLASS UNLESS OTHERWISE STATED AND/OR AT SHEAR WALL CONDITIONS.

TEMPORARY SHEAR WALL OPENINGS REQUIRED BY THE CONTRACTOR TO COMPLETE THE PROJECT ARE TO BE FILLED TO MATCH THE WALLS REQUIREMENTS INCLUDING BUT NOT LIMITED TO FIRE RATING, ACOUSTIC PROPERTY, THERMAL PROPERTY, AIR VAPOR PERMEABILITY.

ALL SLEEVES SHOULD EXTEND TO MATCH CURB HEIGHT IN ROOMS WITH CURBS FOR TERMINATION OF WATERPROOFING SYSTEM.

**KEY PLAN:**

**PROJECT INFO:**

**DEVELOPER:** EXTRELL DEVELOPMENT COMPANY  
805 THIRD AVENUE, 7TH FLOOR  
NEW YORK, NY 10022 USA  
TEL: 212 712 6000 FAX: 212 712 6100

**DESIGN ARCHITECT:** Base Building Shell & Core  
**ADRIAN SMITH + GORDON GILL ARCHITECTURE**  
111 WEST MONROE STREET SUITE 2300  
CHICAGO IL 60603  
TEL: 312 920 1888 FAX: 312 920 1775

**INTERIOR DESIGNER:** Residential  
**Rottet Architecture and Design Studio, PLLC**  
298 Fifth Ave, 7th Floor  
New York, NY 10001  
TEL: 646 989 7000 FAX:

**ARCHITECT OF RECORD:** Base Building Shell, Core, & Residential  
**AAI ARCHITECTS, P.C.**  
401 Wellington St. W., 3rd Floor  
Toronto, ON M5V 1E7 Canada  
TEL: 416 967 1500 FAX: 416 967 7150

**STRUCTURAL ENGINEERS:**  
**VSP CANTOR SEINUK**  
228 EAST 45th Street  
New York, NY 10017 USA  
TEL: 212 887 8888 FAX: 646 487 5501

**MEP ENGINEERS:**  
**AKF GROUP**  
165 Broadway, 22nd Floor  
New York, NY 10008 USA  
TEL: 212 354 5656 FAX: 212 354 5668

**GEOTECHNICAL ENGINEERS:**  
**Langan Engineering & Environmental Services**  
21 Penn Plaza - 300 West 51st Street, 8th Floor  
New York, NY 10001-2722  
TEL: 212 479 5400 FAX: 212 479 5444

**CODE CONSULTANTS:**  
**Construction Consulting Associates**  
100 Church Street  
New York, NY 10007  
TEL: 212 385 1818 FAX: 212 385 1911

**CURTAINWALL CONSULTANT:**  
**AJLP Consulting**  
40 Worth Street, Suite 806  
New York, NY 10013  
TEL: 212 757 6650 FAX: 646 219 8508

**LANDMARK/PRESERVATION CONSULTANT:**  
**Jan Hird Pokorny Associates, Inc.**  
39 West 37th Street, 12A  
New York, NY 10018  
TEL: 212 759 6462 FAX: 212 759 6540

No.	DESCRIPTION	DATE
1	CD PROGRESS ISSUE 1	15 OCT 14
2	CD PROGRESS ISSUE 2	19 DEC 14
3	D.O.B. SUBMISSION	18 FEB 15
4	CD PROGRESS ISSUE 3	09 MAR 15
5	D.O.B. SUBMISSION	27 APR 15
6	CD PROGRESS ISSUE 4	01 JUN 15
7	CD PROGRESS ISSUE 5	10 AUG 15
8	D.O.B. AMENDMENT 2	21 SEP 15
9	CD PROGRESS ISSUE 6	02 NOV 15
10	CD PROGRESS ISSUE 7	29 JAN 16
11	CD ISSUE 8 - GMP SET	31 MAR 16
12	D.O.B. AMENDMENT 3	22 APR 16
13	CD BULLETIN ISSUE - 1	14 SEP 16
14	CD BULLETIN ISSUE - 7	03 OCT 16

**D.O.B. SUBMISSION**

Discrepancies must be reported immediately to the Architect before proceeding. Only figured dimensions are to be used. Contractors must check all dimensions on site. This drawing is protected by copyright.

ALL DIMENSIONS ARE SHOWN IN IMPERIAL.

**CONSULTANT:**

**AAI ARCHITECTS, P.C.**

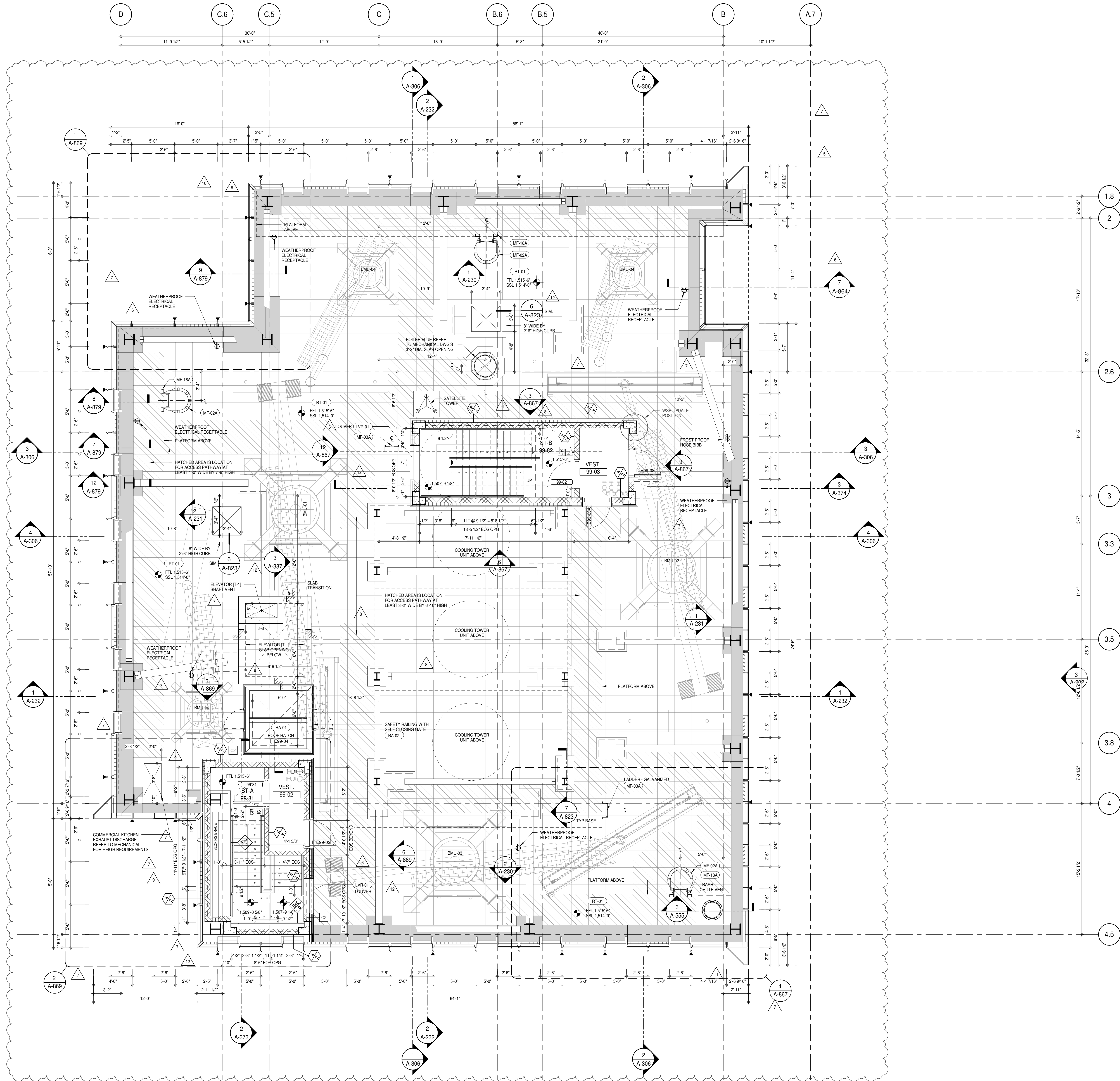
**PROJECT:** 217 WEST 57TH STREET  
NEW YORK, NY

**DRAWING TITLE:** 98TH FLOOR PLAN (MECHANICAL)  
(MFD-136TH FLOOR)

**SEAL & SIGNATURE:** PROJECT No: 1216-00  
DATE: 15 OCT 14  
DRAWN: Author  
CHECKED: Checker  
SCALE: 1/4\" = 1'-0\"  
DWG No: **A-168.01**  
DOB PAGE No: 141 of 454  
DOB 5-SCAN:

**APPROVED:** Under Directive 2 of 1975  
DATE: 03/05/2017  
NYC Development Hub





**SHEET NOTES:**

01 DASHED LINE DENOTES EXTENT OF 6" HIGH C.I.P. CONCRETE CURB. WIDTH TO MATCH PARTITION UNLESS OTHERWISE NOTED.

02 ALL CURBS AT DOORWAYS & PATH OF TRAVEL TO BE PAINTED WITH WARNING STRIPS.

03 DASHED LINE DENOTES EXTENT OF 6" HIGH C.I.P. CONCRETE CURB. WIDTH TO MATCH PARTITION UNLESS OTHERWISE NOTED.

04 CONCRETE HOUSEKEEPING PAD. HEIGHT, SIZE AND LOCATION TO BE COORDINATED WITH MECHANICAL DRAWINGS.

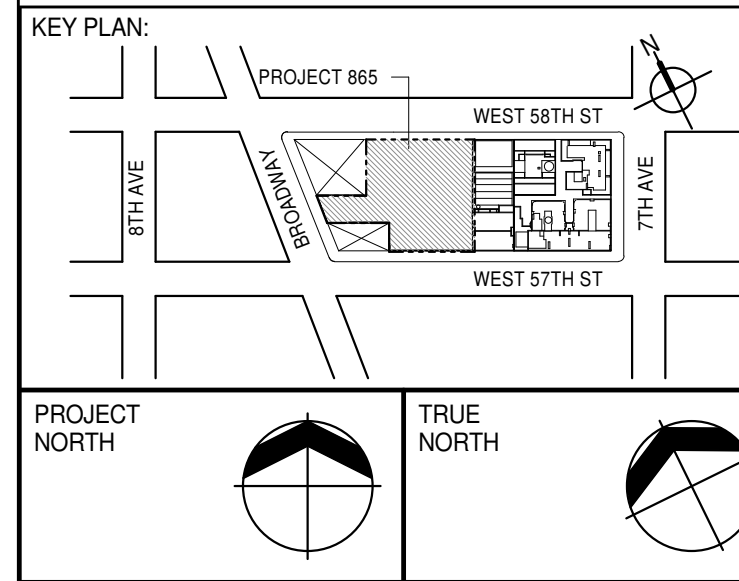
11 TOP OF EXISTING STRUCT. SLAB CUT OUT FOR FLOOR RECESSED SLIDING DOOR TRACK. ONCE CONSTRUCTION IS COMPLETE.

EDGE OF SLAB IS 11" FROM FACE OF GLASS UNLESS OTHERWISE STATED AND/OR AT SHEAR WALL CONDITIONS.

TEMPORARY SHEAR WALL OPENINGS REQUIRED BY THE CONTRACTOR TO COMPLETE THE PROJECT ARE TO BE FILLED TO MATCH THE WALLS REQUIREMENTS INCLUDING BUT NOT LIMITED TO FIRE RATING, ACOUSTIC PROPERTY, THERMAL PROPERTY, AIR VAPOR PERMEABILITY.

ALL SLEEVES SHOULD EXTEND TO MATCH CURB HEIGHT IN ROOMS WITH CURBS FOR TERMINATION OF WATERPROOFING SYSTEM.

**GENERAL NOTE:**  
 COOLING TOWER DUNNAGE STEEL FRAMING TO BE GALVANIZED  
 ALL STRUCTURAL FRAMING SUPPORTING EXTERIOR WALL TO BE INTUMESCENT FIREPROOFING TYPE (P-P-6)



PROJECT: NORTH  
 TRUE NORTH

DEVELOPER: **EXTELL DEVELOPMENT COMPANY**  
 805 THIRD AVENUE, 7TH FLOOR  
 NEW YORK, NY 10022 USA  
 TEL: 212 712 6000 FAX: 212 712 6100

DESIGN ARCHITECT: **Base Building Shell & Core**  
**ADRIAN SMITH + GORDON GILL ARCHITECTURE**  
 111 WEST MONROE STREET SUITE 2300  
 CHICAGO, IL 60603  
 TEL: 312 920 1888 FAX: 312 920 1775

INTERIOR DESIGNER: **Residential**  
**Rottet Architecture and Design Studio, PLLC**  
 298 Fifth Ave., 7th Floor  
 New York, NY 10017  
 TEL: 646 989 7000 FAX:

ARCHITECT OF RECORD: **Base Building Shell, Core, & Residential**  
**AAI ARCHITECTS, P.C.**  
 401 Westchester St., 3rd Floor  
 Toronto, ON M5V 1E7 Canada  
 TEL: 416 967 1500 FAX: 416 967 7150

STRUCTURAL ENGINEER: **VSP CANTOR SENUK**  
 228 EAST 45th Street  
 New York, NY 10017 USA  
 TEL: 212 887 8888 FAX: 646 487 5501

MEP ENGINEERS: **AKF GROUP**  
 165 Broadway, 22nd Floor  
 New York, NY 10008 USA  
 TEL: 212 354 5655 FAX: 212 354 5668

GEOTECHNICAL ENGINEERS: **Langan Engineering & Environmental Services**  
 21 Penn Plaza - 360 West 51st Street, 9th Floor  
 New York, NY 10017-2722  
 TEL: 212 479 5400 FAX: 212 479 5444

CODE CONSULTANTS: **Construction Consulting Associates**  
 100 Church Street  
 New York, NY 10007  
 TEL: 212 385 1818 FAX: 212 385 1911

CURTAINWALL CONSULTANT: **AJLP Consulting**  
 40 Worth Street, Suite 806  
 New York, NY 10013  
 TEL: 212 757 6550 FAX: 646 219 8508

LANDMARK/PRESERVATION CONSULTANT: **Jan Hird Pokorny Associates, Inc.**  
 39 West 37th Street, 12A  
 New York, NY 10018  
 TEL: 212 759 6452 FAX: 212 759 6540

No.	DESCRIPTION	DATE
1	CD PROGRESS ISSUE 1	15 OCT 14
2	CD PROGRESS ISSUE 2	19 DEC 14
3	D.O.B. SUBMISSION	18 FEB 15
4	CD PROGRESS ISSUE 3	09 MAR 15
5	D.O.B. SUBMISSION	27 APR 15
6	CD PROGRESS ISSUE 4	01 JUN 15
7	D.O.B. AMENDMENT 2	21 SEP 15
8	CD PROGRESS ISSUE 5	02 NOV 15
9	D.O.B. SUBMISSION	29 JAN 16
10	CD PROGRESS ISSUE 6	18 MAR 16
11	CD ISSUE 8 - GMP SET	31 MAR 16
12	CD BULLETIN ISSUE - 2	11 MAY 16
	D.O.B. AMENDMENT 3	25 MAY 16
	D.O.B. AMENDMENT 3	03 OCT 16

0' 2' 0" 4' 0" 8' 0"

**D.O.B. SUBMISSION**

Discrepancies must be reported immediately to the Architect before proceeding. Only figured dimensions are to be used. Contractors must check all dimensions on site. This drawing is protected by copyright.

ALL DIMENSIONS ARE SHOWN IN IMPERIAL.

CONSULTANT: **AAI ARCHITECTS, P.C.**

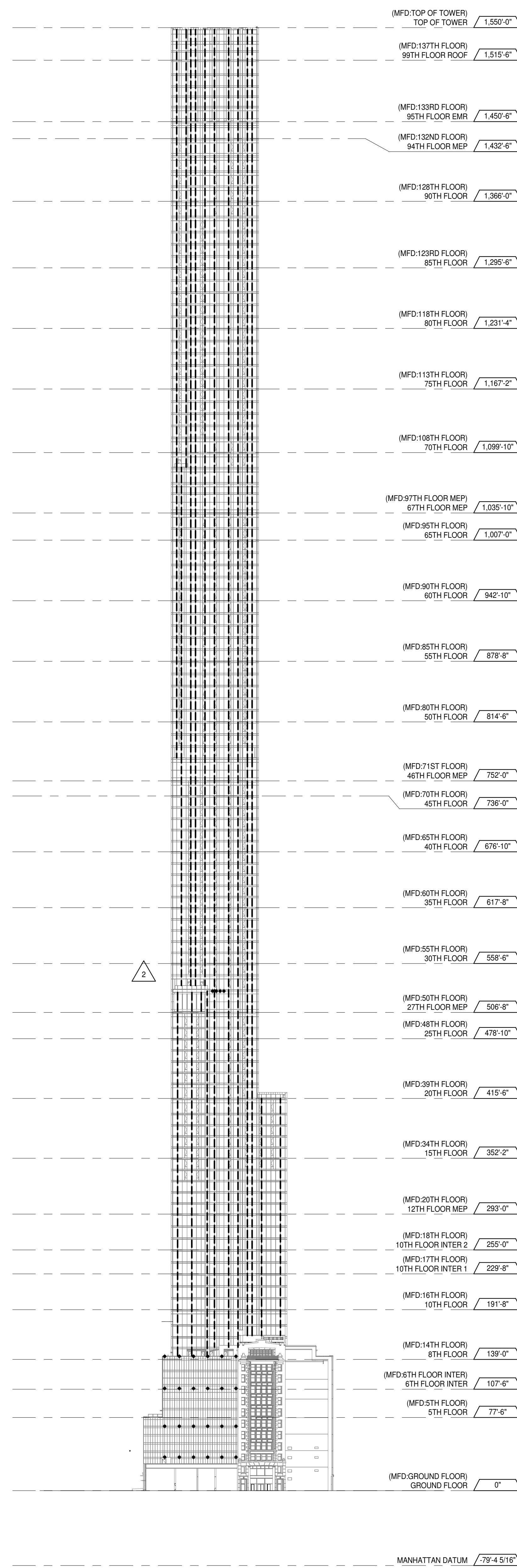
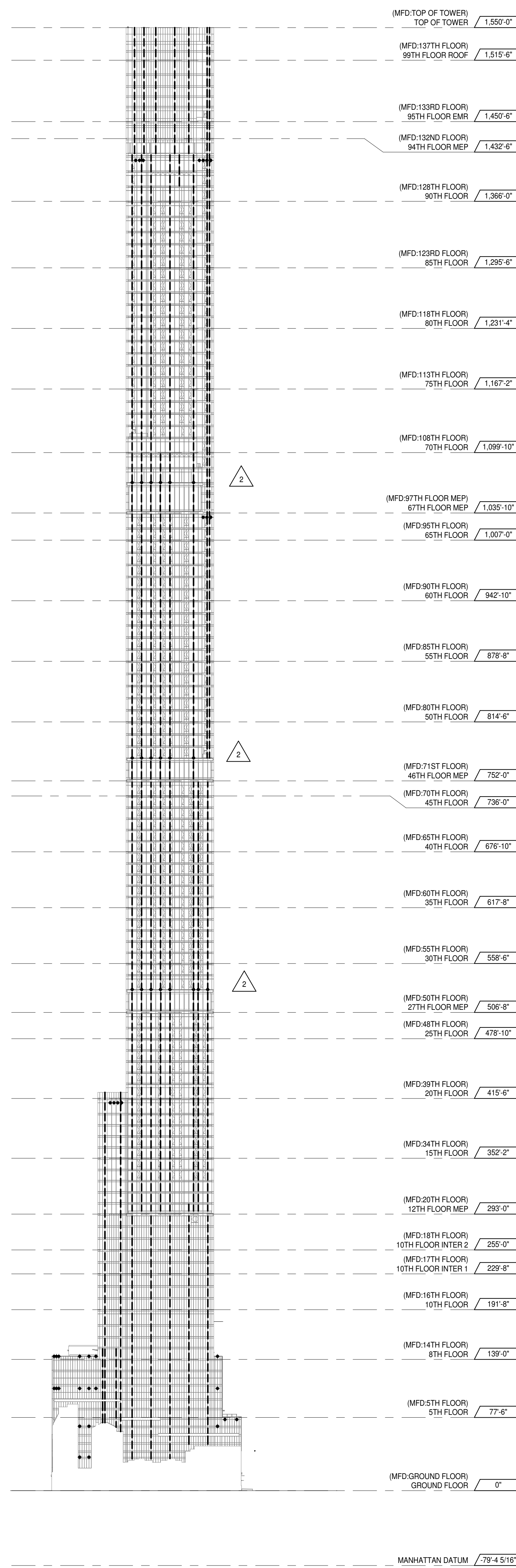
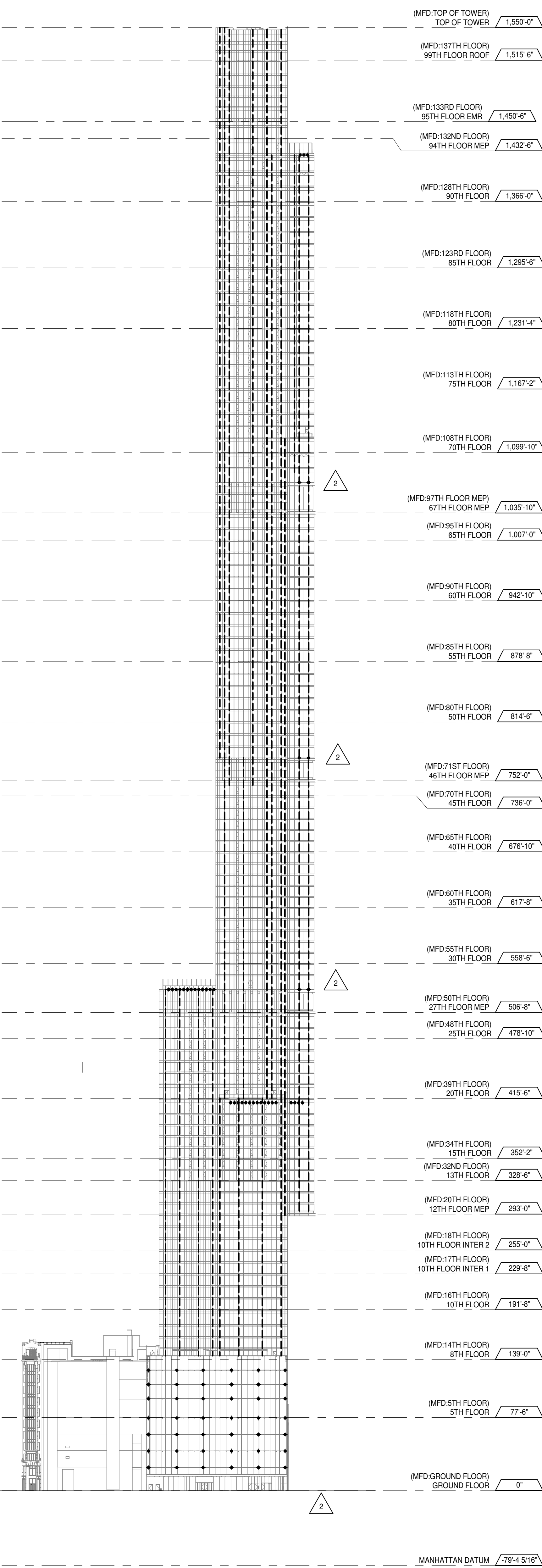
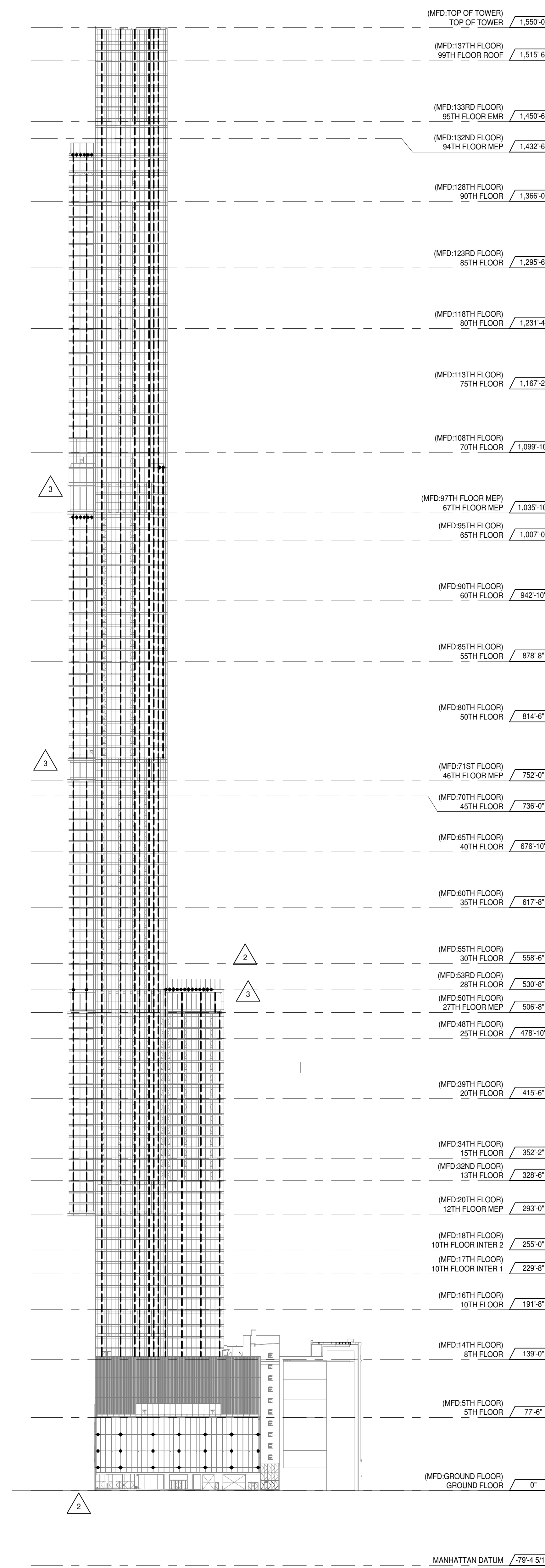
PROJECT: **217 WEST 57TH STREET  
 NEW YORK, NY**

DRAWING TITLE: **99TH FLOOR PLAN (ROOF) (MFD-137TH FLOOR ROOF)**

SEAL & SIGNATURE 	DATE: 15 OCT 14 PROJECT No: 1216-00 DRAWN: Author CHECKED: Checker SCALE: 1/4" = 1'-0" DWG No: <b>A-169.01</b>
DOB EMPLOYEE STAMP:	DOB PAGE No: 143 of 454 DOB 5-SCAN:





WEST ELEVATION 4  
1/8" = 1'-0"EAST ELEVATION 3  
1/8" = 1'-0"SOUTH ELEVATION 2  
1/8" = 1'-0"NORTH ELEVATION 1  
1/8" = 1'-0"

KEY PLAN: PROJECT #10172016.04.27.DWG

PROJECT NORTH: TRUE NORTH

DEVELOPER: **EXTELL DEVELOPMENT COMPANY**  
805 THIRD AVENUE, 7TH FLOOR  
NEW YORK, NY 10022 USA  
TEL: 212 712 6000 FAX: 212 712 6100

DESIGN ARCHITECT: **AAI ARCHITECTS, P.C.**  
Base Building Shell & Core  
111 WEST MONROE STREET SUITE 2300  
CHICAGO, IL 60603  
TEL: 312 920 1888 FAX: 312 920 1775

INTERIOR DESIGNER: **Rotet Architecture and Design Studio, PLLC**  
208 Fifth Ave, 7th Floor  
New York, NY 10001  
TEL: 646 989 7000 FAX:

ARCHITECT OF RECORD: **AAI ARCHITECTS, P.C.**  
401 Wellington St. W., 3rd Floor  
Toronto, ON M5V 1E7 Canada  
TEL: 416 967 1500 FAX: 416 967 7150

STRUCTURAL ENGINEERS: **WSP CANTOR SEINUK**  
228 EAST 45th Street  
New York, NY 10017 USA  
TEL: 212 887 8888 FAX: 646 487 5501

MEP ENGINEERS: **AKF GROUP**  
165 Broadway, 22nd Floor  
New York, NY 10006 USA  
TEL: 212 354 5655 FAX: 212 354 5668

GEOTECHNICAL ENGINEERS: **Langan Engineering & Environmental Services**  
21 Penn Plaza - 300 West 51st Street, 9th Floor  
New York, NY 10001-2727  
TEL: 212 479 5400 FAX: 212 479 5444

CODE CONSULTANTS: **Construction Consulting Associates**  
100 Church Street  
New York, NY 10007  
TEL: 212 385 1918 FAX: 212 385 1911

CURTAINWALL CONSULTANT: **AJLP Consulting**  
40 Worth Street, Suite 806  
New York, NY 10013  
TEL: 212 757 5559 FAX: 646 219 8508

LANDMARK/PRESERVATION CONSULTANT: **Jan Hird Pokorny Associates, Inc.**  
39 West 57th Street, 12A  
New York, NY 10019  
TEL: 212 759 6452 FAX: 212 759 6540

No.	DESCRIPTION	DATE
1	CD PROGRESS ISSUE 7	29 JAN 16
2	CD ISSUE 8 - GMP SET	31 MAR 16
3	CD BULLETIN ISSUE - 1	22 APR 16
	D.O.B. AMENDMENT 3	03 OCT 16

D.O.B. SUBMISSION

Discrepancies must be reported immediately to the Architect before proceeding. Only figured dimensions are to be used. Contractors must check all dimensions on site. This drawing is protected by copyright.

ALL DIMENSIONS ARE SHOWN IN IMPERIAL.

CONSULTANT: **AAI ARCHITECTS, P.C.**

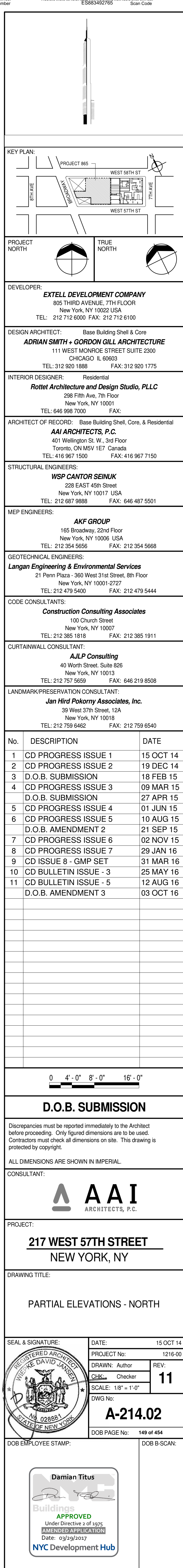
PROJECT: **217 WEST 57TH STREET NEW YORK, NY**

DRAWING TITLE: **FACADE MAINTENANCE SYSTEM BUILDING ELEVATION**

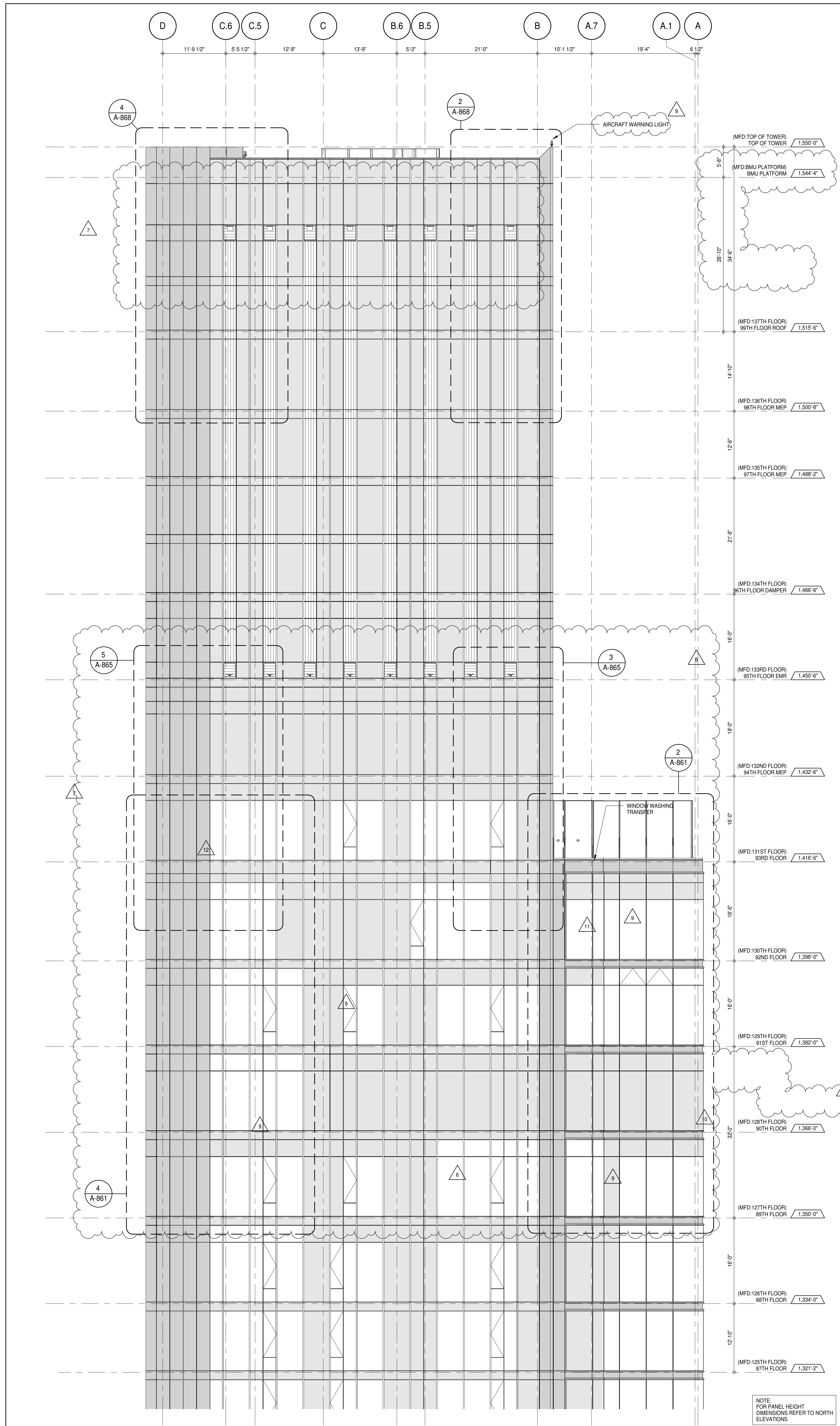
SEAL & SIGNATURE	DATE	PROJECT No.	1216-00
	29 JAN 16	DRAWN: Author	REV: 3
		CHECK: Checker	
		SCALE: 1/8" = 1'-0"	
		DWG No:	
		<b>A-203.00</b>	
		DOB PAGE No:	145 of 454
		DOB 5-SCAN:	

APPROVED Under Directive 2 of 1975  
Date: 03/02/2017  
NYC Development Hub

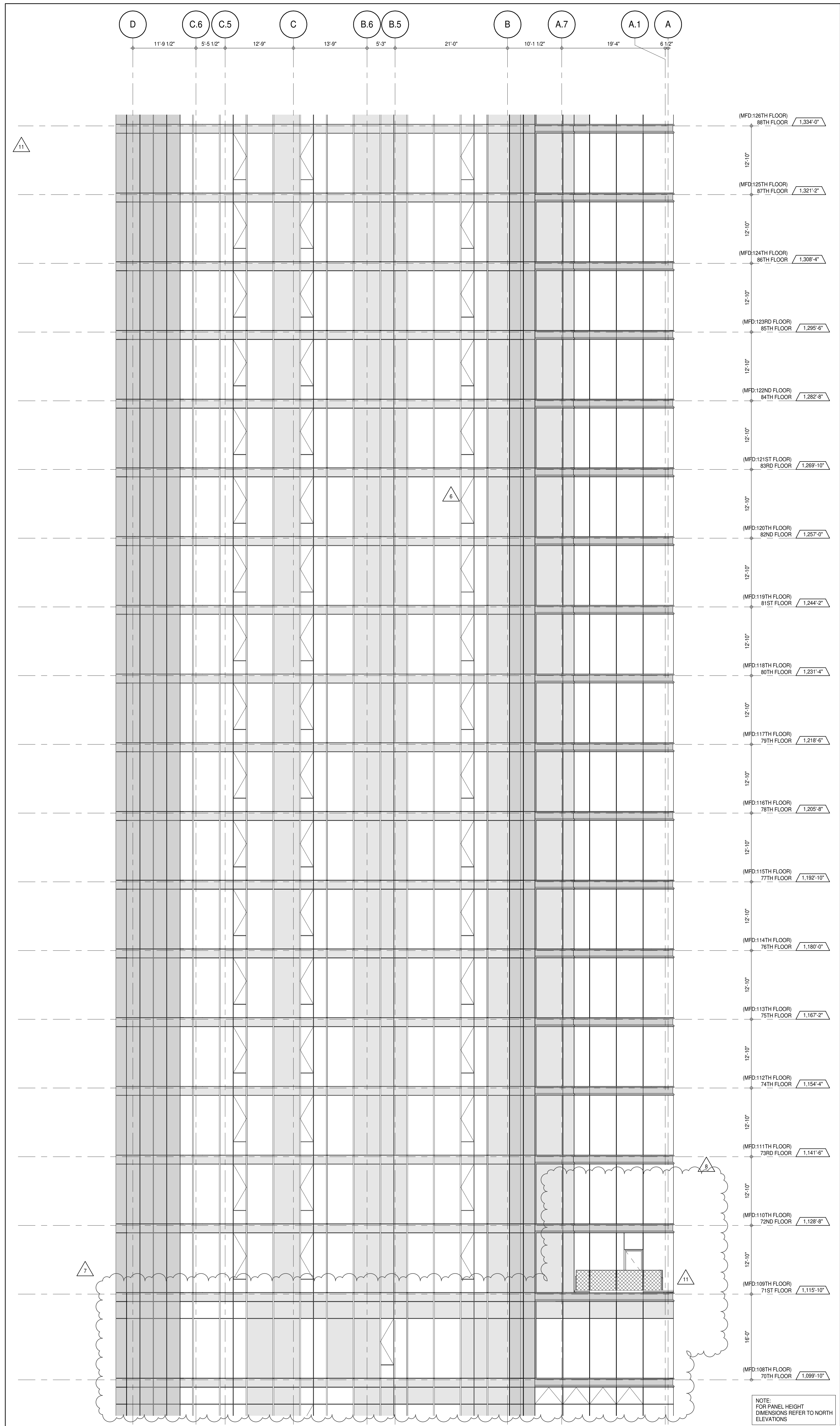




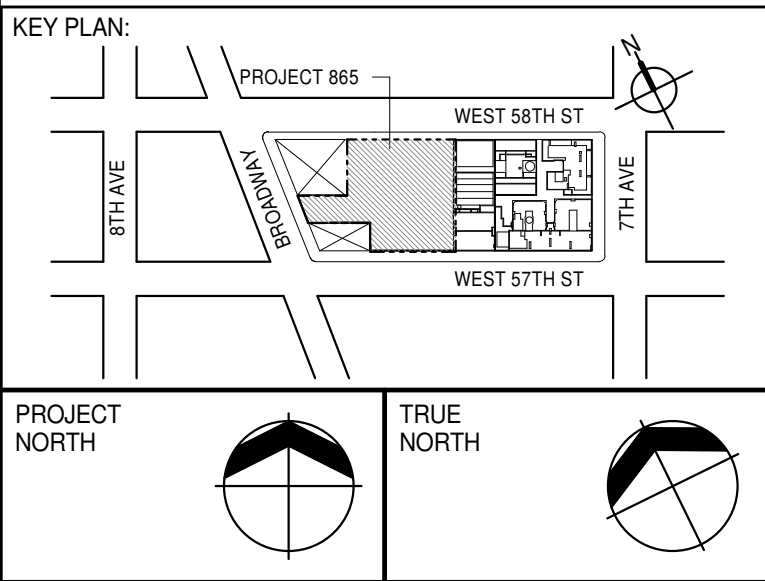




PARTIAL ELEVATION - SOUTH 2  
 18" = 1'-0"



PARTIAL ELEVATION - SOUTH 1  
 18" = 1'-0"



DEVELOPER: **EXTELL DEVELOPMENT COMPANY**  
 805 THIRD AVENUE, 7TH FLOOR  
 NEW YORK, NY 10022 USA  
 TEL: 212 712 6000 FAX: 212 712 6100

DESIGN ARCHITECT: **Base Building Shell & Core**  
**ADRIAN SMITH + GORDON GILL ARCHITECTURE**  
 111 WEST MONROE STREET SUITE 2300  
 CHICAGO, IL 60603  
 TEL: 312 920 1888 FAX: 312 920 1775

INTERIOR DESIGNER: **Residential**  
**Rottet Architecture and Design Studio, PLLC**  
 288 Fifth Ave., 7th Floor  
 New York, NY 10001  
 TEL: 646 989 7000 FAX:

ARCHITECT OF RECORD: **Base Building Shell, Core, & Residential**  
**AAI ARCHITECTS, P.C.**  
 401 West 57th St., 3rd Floor  
 Toronto, ON M5V 1E7 Canada  
 TEL: 416 967 1500 FAX: 416 967 7150

STRUCTURAL ENGINEERS: **WSP CANTOR SEINUK**  
 228 EAST 45th Street  
 New York, NY 10017 USA  
 TEL: 212 887 8888 FAX: 646 487 5501

MEP ENGINEERS: **AKF GROUP**  
 165 Broadway, 22nd Floor  
 New York, NY 10006 USA  
 TEL: 212 354 5656 FAX: 212 354 5668

GEOTECHNICAL ENGINEERS: **Langan Engineering & Environmental Services**  
 21 Penn Plaza - 300 West 57th Street, 9th Floor  
 New York, NY 10001-2722  
 TEL: 212 479 5400 FAX: 212 479 5444

CODE CONSULTANTS: **Construction Consulting Associates**  
 100 Church Street  
 New York, NY 10007  
 TEL: 212 385 1912 FAX: 212 385 1911

CURTAINWALL CONSULTANT: **AJLP Consulting**  
 40 Worth Street, Suite 806  
 New York, NY 10013  
 TEL: 212 757 5555 FAX: 646 219 8508

LANDMARK/PRESERVATION CONSULTANT: **Jan Hind Pokorny Associates, Inc.**  
 39 West 57th Street, 12A  
 New York, NY 10019  
 TEL: 212 759 6452 FAX: 212 759 6540

No.	DESCRIPTION	DATE
1	CD PROGRESS ISSUE 1	15 OCT 14
2	CD PROGRESS ISSUE 2	19 DEC 14
3	D.O.B. SUBMISSION	18 FEB 15
4	CD PROGRESS ISSUE 3	09 MAR 15
5	D.O.B. SUBMISSION	27 APR 15
6	CD PROGRESS ISSUE 4	01 JUN 15
7	D.O.B. AMENDMENT 2	21 SEP 15
8	CD PROGRESS ISSUE 5	02 NOV 15
9	CD ISSUE 8 - GMP SET	31 MAR 16
10	CD BULLETIN ISSUE - 3	25 MAY 16
11	CD BULLETIN ISSUE - 5	12 AUG 16
12	CD BULLETIN ISSUE - 7	14 SEP 16
	D.O.B. AMENDMENT 3	03 OCT 16

0 4' - 0" 8' - 0" 16' - 0"

D.O.B. SUBMISSION

Discrepancies must be reported immediately to the Architect before proceeding. Only figured dimensions are to be used. Contractors must check all dimensions on site. This drawing is protected by copyright.

ALL DIMENSIONS ARE SHOWN IN IMPERIAL.

CONSULTANT:



PROJECT: **217 WEST 57TH STREET**  
 NEW YORK, NY

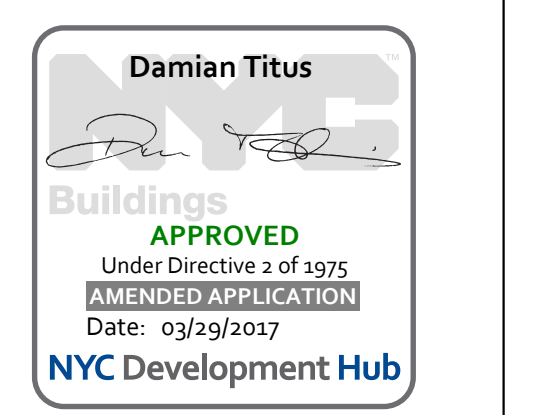
DRAWING TITLE:

PARTIAL ELEVATIONS - SOUTH

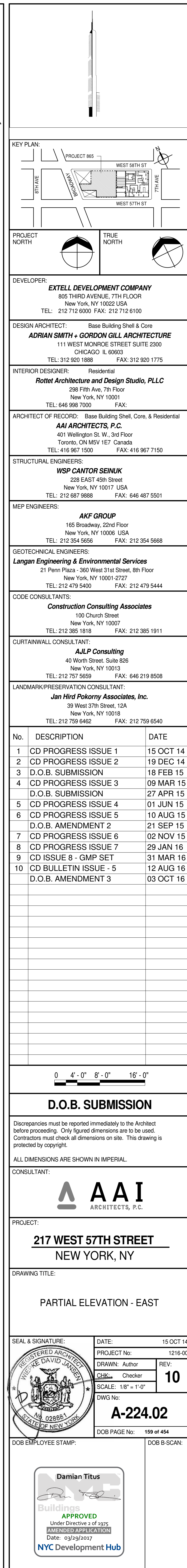
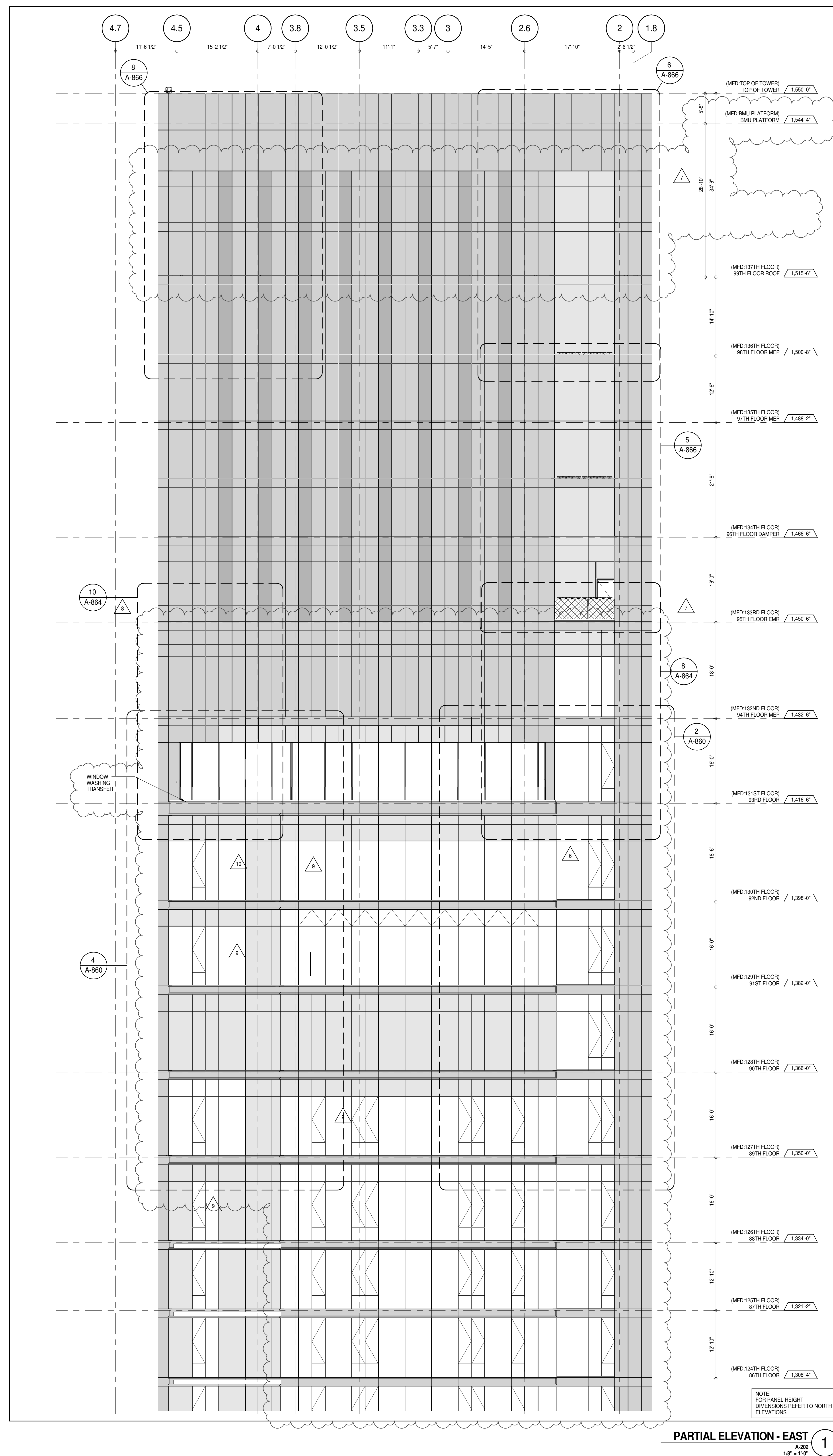
The seal is circular with a double border. The outer border contains the text "REGISTERED ARCHITECT" at the top and "STATE OF NEW YORK" at the bottom. Inside the border, the name "DAVID LERNER" is written in a curve. The center features a shield with a sun rising over mountains, flanked by two figures. Below the shield is the number "No. 02885".	DATE: 15 OCT 14	
	PROJECT No: 1216-00	
	DRAWN: Author	REV: 12
	CHECK: Checker	
	SCALE: 1/8" = 1'-0"	
	DWG No:	
<b>A-219.02</b>		

DOB PAGE No: 154 of 454


DOB EMPLOYEE STAMP: DOB 5-SCAN:











PARTIAL ELEVATION - WEST  
 1  
 1/8" = 1'-0"

KEY PLAN

PROJECT NORTH

TRUE NORTH

DEVELOPER:

**EXTELL DEVELOPMENT COMPANY**  
 805 THIRD AVENUE, 7TH FLOOR  
 NEW YORK, NY 10022 USA  
 TEL: 212 712 6000 FAX: 212 712 6100

DESIGN ARCHITECT:

Base Building Shell & Core  
**ADRIAN SMITH + GORDON GILL ARCHITECTURE**  
 111 WEST MONROE STREET SUITE 2300  
 CHICAGO, IL 60603  
 TEL: 312 920 1888 FAX: 312 920 1775

INTERIOR DESIGNER:

Residential  
**Rottet Architecture and Design Studio, PLLC**  
 298 Fifth Ave., 7th Floor  
 New York, NY 10001  
 TEL: 646 998 7000 FAX:

ARCHITECT OF RECORD:

Base Building Shell, Core, & Residential  
**AAI ARCHITECTS, P.C.**  
 401 Wellington St. W., 3rd Floor  
 Toronto, ON M5V 1E7 Canada  
 TEL: 416 967 1500 FAX: 416 967 7150

STRUCTURAL ENGINEERS:

**WSP CANTOR SEINUK**  
 228 EAST 45th Street  
 New York, NY 10017 USA  
 TEL: 212 987 9885 FAX: 646 487 5501

MEP ENGINEERS:

**AKF GROUP**  
 165 Broadway, 22nd Floor  
 New York, NY 10006 USA  
 TEL: 212 354 5655 FAX: 212 354 5668

GEOTECHNICAL ENGINEERS:

**Langan Engineering & Environmental Services**  
 21 Penn Plaza - 300 West 51st Street, 9th Floor  
 New York, NY 10001-2727  
 TEL: 212 479 5400 FAX: 212 479 5444

CODE CONSULTANTS:

**Construction Consulting Associates**  
 100 Church Street  
 New York, NY 10007  
 TEL: 212 385 1918 FAX: 212 385 1911

CURTAINWALL CONSULTANT:

**AJLP Consulting**  
 40 Worth Street, Suite 826  
 New York, NY 10013  
 TEL: 212 757 5559 FAX: 646 219 8508

LANDMARK/PRESERVATION CONSULTANT:

**Jan Hind Pokorny Associates, Inc.**  
 39 West 57th Street, 12A  
 New York, NY 10019  
 TEL: 212 759 6452 FAX: 212 759 6540

No.	DESCRIPTION	DATE
1	CD PROGRESS ISSUE 1	15 OCT 14
2	CD PROGRESS ISSUE 2	19 DEC 14
3	D.O.B. SUBMISSION	18 FEB 15
4	CD PROGRESS ISSUE 3	09 MAR 15
	D.O.B. SUBMISSION	27 APR 15
5	CD PROGRESS ISSUE 4	01 JUN 15
6	CD PROGRESS ISSUE 5	10 AUG 15
	D.O.B. AMENDMENT 2	21 SEP 15
7	CD PROGRESS ISSUE 6	02 NOV 15
8	CD PROGRESS ISSUE 7	29 JAN 16
9	CD ISSUE 8 - GMP SET	31 MAR 16
10	CD BULLETIN ISSUE - 5	12 AUG 16
11	CD BULLETIN ISSUE - 7	14 SEP 16
	D.O.B. AMENDMENT 3	03 OCT 16

0 4'-0" 8'-0" 16'-0"

**D.O.B. SUBMISSION**

Discrepancies must be reported immediately to the Architect before proceeding. Only figured dimensions are to be used. Contractors must check all dimensions on site. This drawing is protected by copyright.

ALL DIMENSIONS ARE SHOWN IN IMPERIAL.

CONSULTANT:

**AAI**  
 ARCHITECTS, P.C.

PROJECT:

**217 WEST 57TH STREET**  
 NEW YORK, NY

DRAWING TITLE:

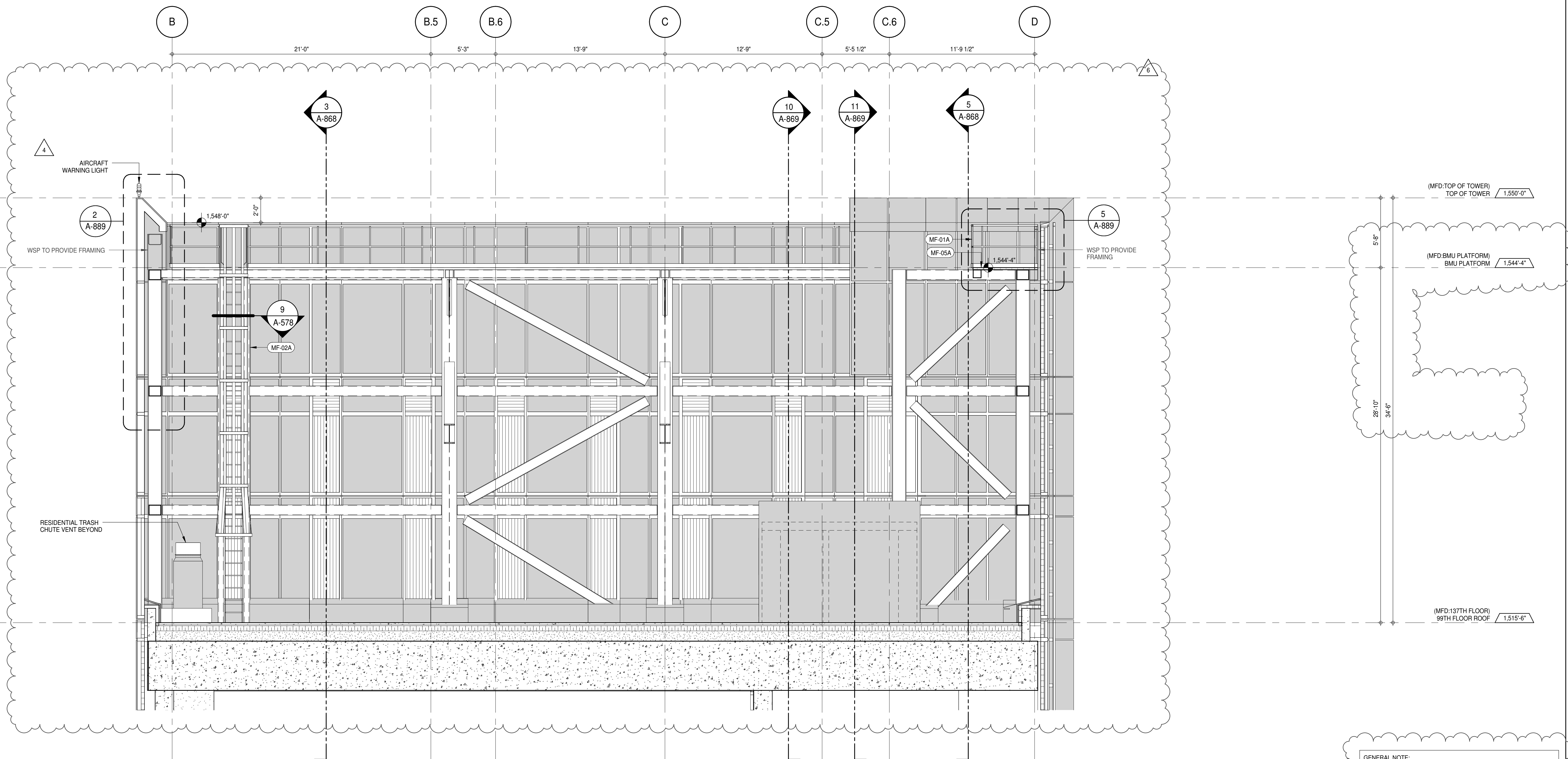
**PARTIAL ELEVATION - WEST**

SEAL & SIGNATURE	DATE: 15 OCT 14
	PROJECT No: 1216-00
	DRAWN: Author
	CHECKED: Checker
	SCALE: 1/8" = 1'-0"
DWG No:	<b>A-229.02</b>
DOB PAGE No:	164 of 454
DOB EMPLOYEE STAMP:	DOB S-SCAN:

**Damian Titus**

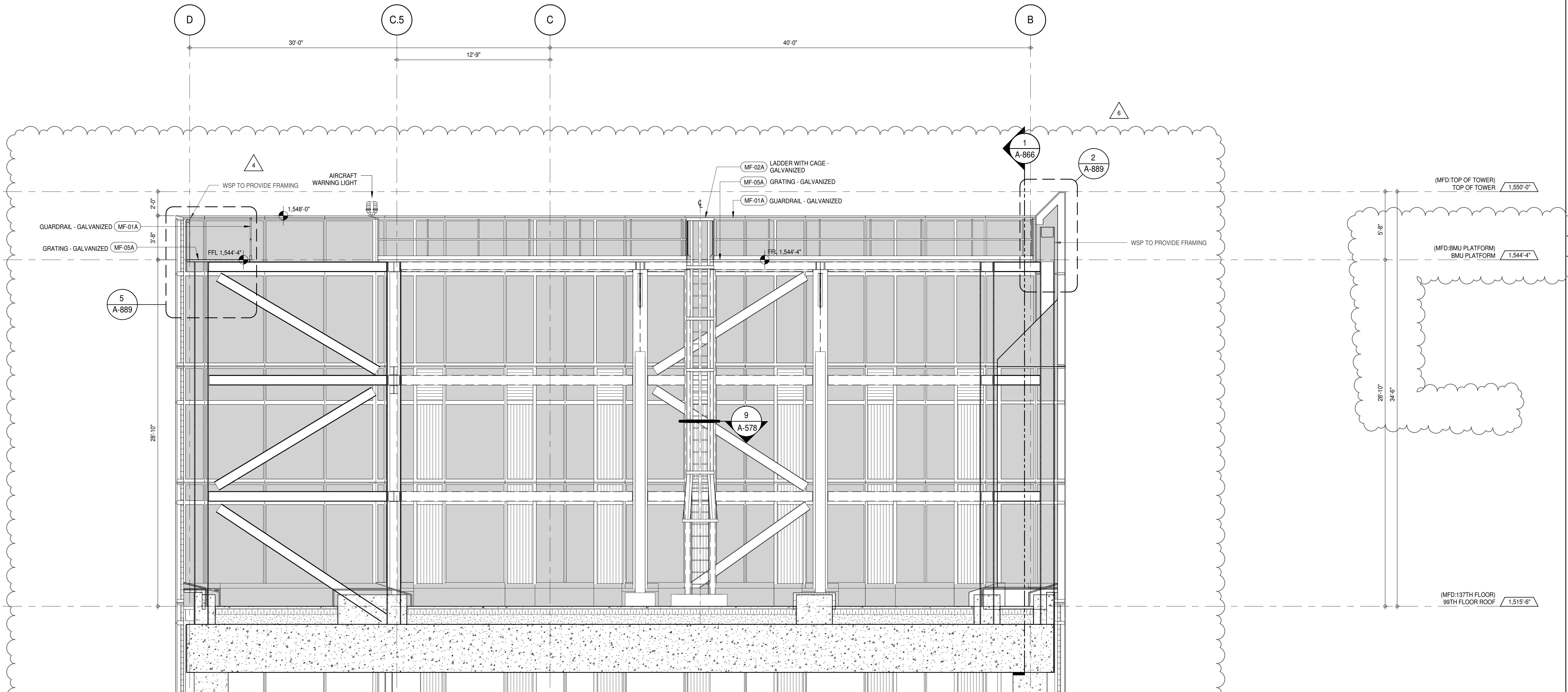
**APPROVED**  
 Under Directive 2 of 1975  
 ARCHITECT'S REGISTRATION  
 Date: 03/02/2017  
 NYC Development Hub





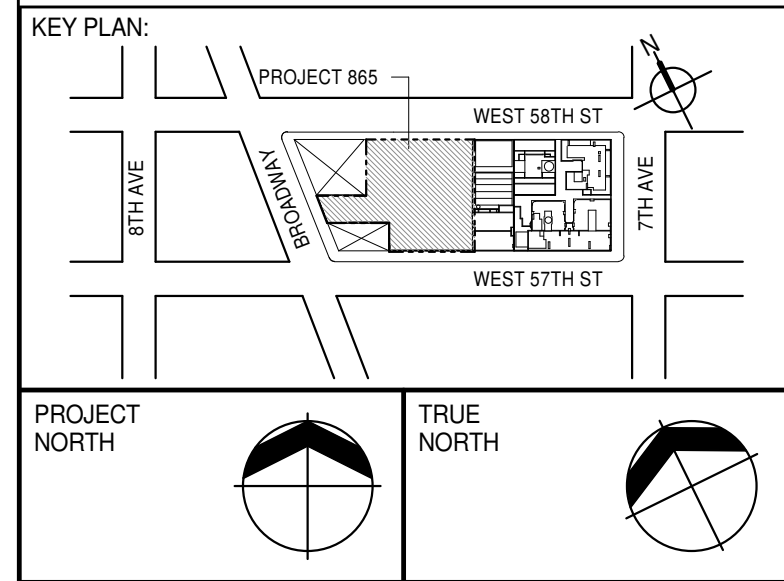
INNER PARAPET ELEVATION - SOUTH FACADE

1/4" = 1'-0"



INNER PARAPET ELEVATION - NORTH FACADE

1/4" = 1'-0"



DEVELOPER: **EXTELL DEVELOPMENT COMPANY**  
805 THIRD AVENUE, 7TH FLOOR  
NEW YORK, NY 10022 USA  
TEL: 212 712 6000 FAX: 212 712 6100

DESIGN ARCHITECT: **Base Building Shell & Core**  
**ADRIAN SMITH + GORDON GILL ARCHITECTURE**  
111 WEST MONROE STREET SUITE 2300  
CHICAGO, IL 60603  
TEL: 312 920 1888 FAX: 312 920 1775

INTERIOR DESIGNER: **Residential**  
**Rottet Architecture and Design Studio, PLLC**  
288 Fifth Ave., 7th Floor  
New York, NY 10001  
TEL: 646 989 7000 FAX:

ARCHITECT OF RECORD: **Base Building Shell, Core, & Residential**  
**AAI ARCHITECTS, P.C.**  
401 Wellington St. W., 3rd Floor  
Toronto, ON M5V 1E7 Canada  
TEL: 416 967 1500 FAX: 416 967 7150

STRUCTURAL ENGINEERS: **WSP CANTOR SEINUK**  
228 EAST 45th Street  
New York, NY 10017 USA  
TEL: 212 887 8888 FAX: 646 487 5501

MEP ENGINEERS: **AKF GROUP**  
165 Broadway, 22nd Floor  
New York, NY 10038 USA  
TEL: 212 354 5656 FAX: 212 354 5668

GEOTECHNICAL ENGINEERS: **Langan Engineering & Environmental Services**  
21 Penn Plaza - 350 West 57th Street, 8th Floor  
New York, NY 10001-2722  
TEL: 212 479 5400 FAX: 212 479 5444

CODE CONSULTANTS: **Construction Consulting Associates**  
100 Church Street  
New York, NY 10007  
TEL: 212 385 1818 FAX: 212 385 1911

CURTAINWALL CONSULTANT: **AJLP Consulting**  
40 North Street, Suite 808  
New York, NY 10013  
TEL: 212 757 5559 FAX: 646 219 8508

LANDMARK/PRESERVATION CONSULTANT: **Jan Hird Pokorny Associates, Inc.**  
39 West 57th Street, 12A  
New York, NY 10019  
TEL: 212 759 6452 FAX: 212 759 6540

No.	DESCRIPTION	DATE
1	D.O.B. SUBMISSION	18 FEB 15
2	CD PROGRESS ISSUE 3	09 MAR 15
3	D.O.B. SUBMISSION	27 APR 15
4	CD PROGRESS ISSUE 4	01 JUN 15
5	CD ISSUE 8 - GMP SET	31 MAR 16
6	CD BULLETIN ISSUE - 2	11 MAY 16
7	CD BULLETIN ISSUE - 5	12 AUG 16
8	D.O.B. AMENDMENT 3	03 OCT 16

# D.O.B. SUBMISSION

Discrepancies must be reported immediately to the Architect before proceeding. Only figured dimensions are to be used. Contractors must check all dimensions on site. This drawing is protected by copyright.


ALL DIMENSIONS ARE SHOWN IN IMPERIAL.

CONSULTANT:



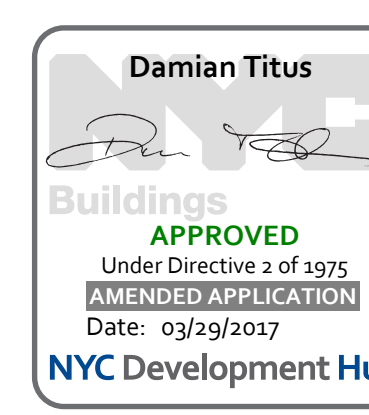
PROJECT: **217 WEST 57TH STREET**  
NEW YORK, NY

DRAWING TITLE: **TOP OF HOUSE INNER PARAPET ELEVATIONS**

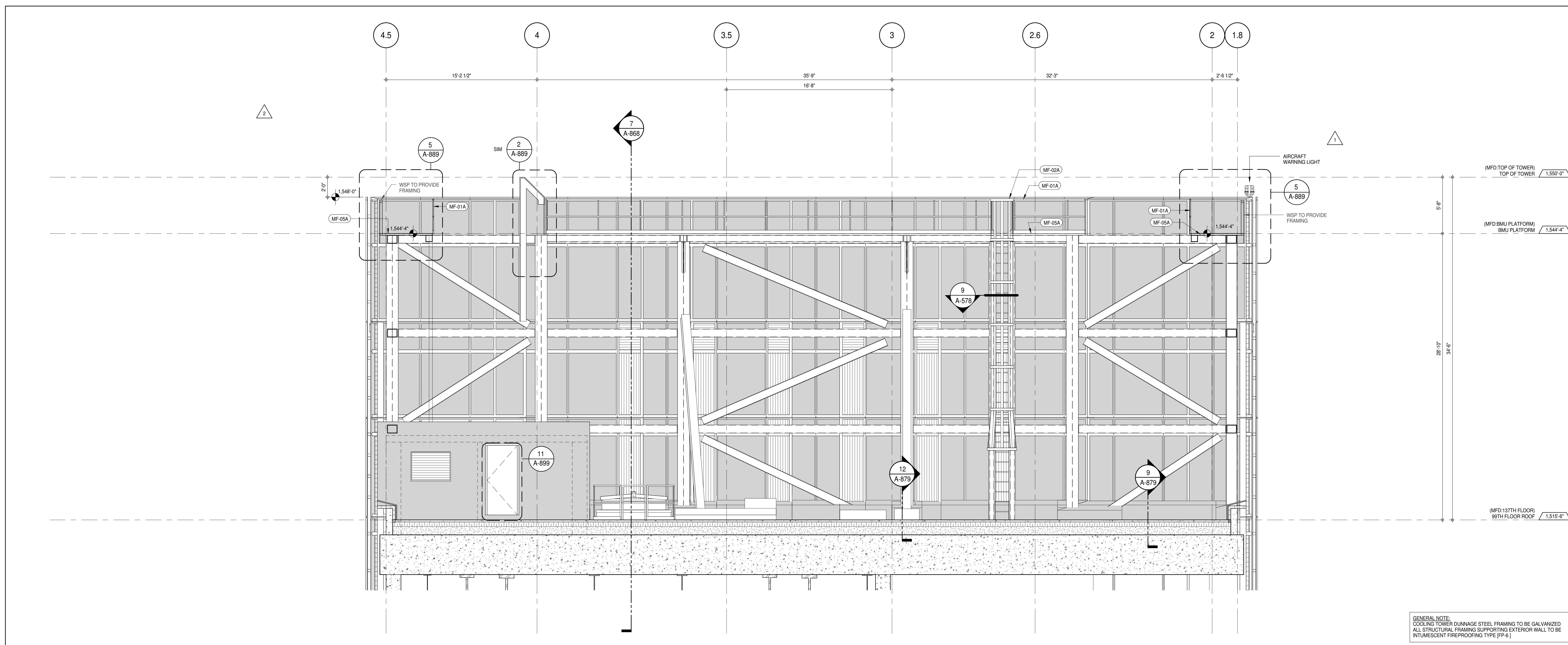
SEAL & SIGNATURE 	DATE: PROJECT No. 1216-00 DRAWN: Author CHECKED: Checker DWG No. 6 SCALE: 1/4" = 1'-0"
---	--

**A-230.01**

DOB PAGE No: 165 of 454  
DOB 5-SCAN:

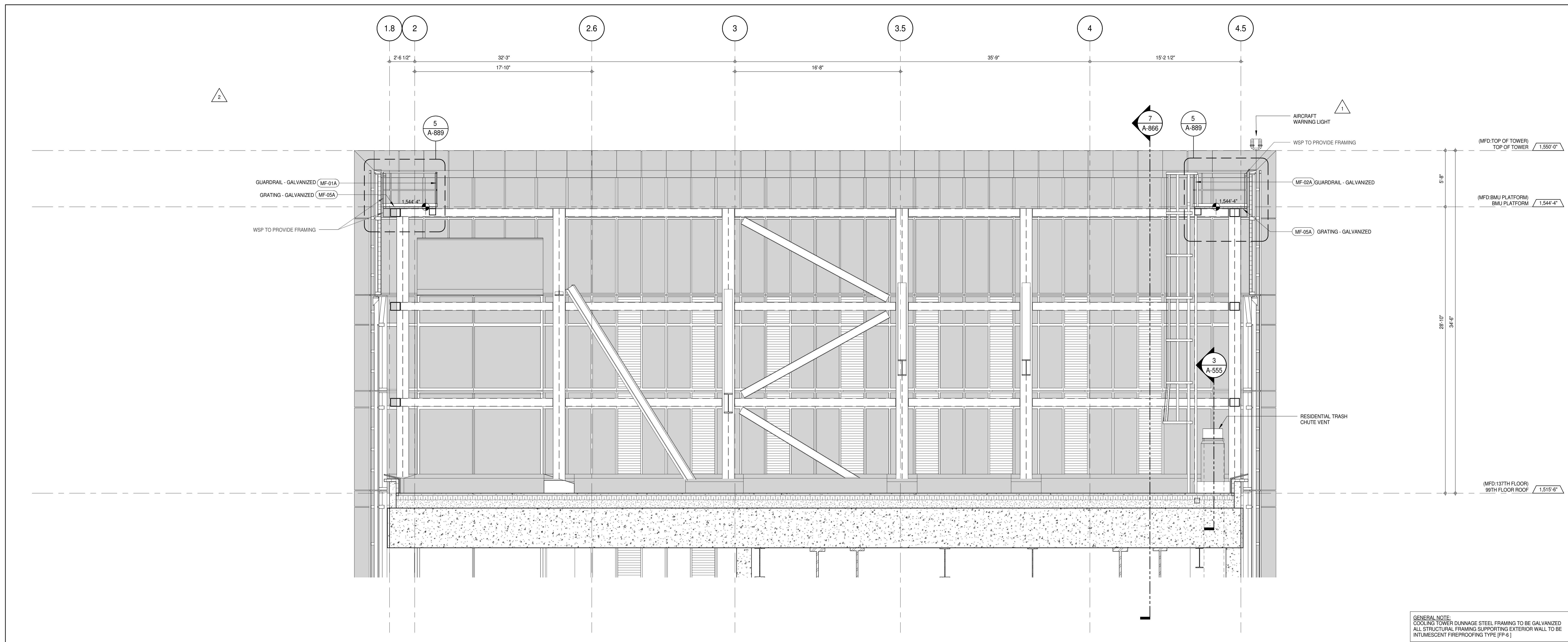






INNER PARAPET ELEVATION - WEST FACADE

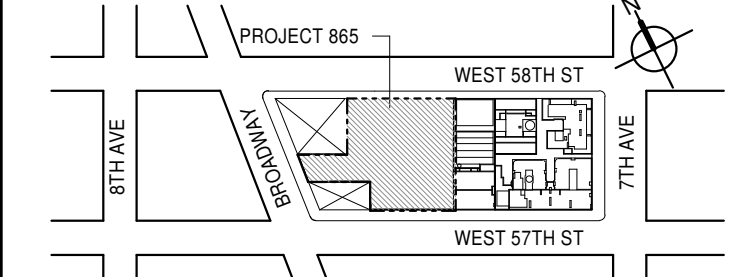
1/4" = 1'-0"



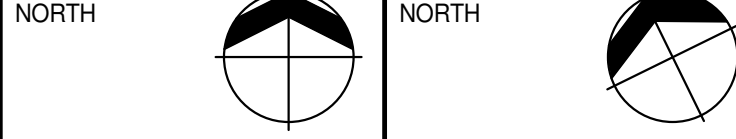
INNER PARAPET ELEVATION - EAST FACADE

1/4" = 1'-0"

KEY PLAN



PROJECT NORTH



DEVELOPER: EXTELL DEVELOPMENT COMPANY

805 THIRD AVENUE, 7TH FLOOR  
NEW YORK, NY 10022 USA  
TEL: 212 712 6000 FAX: 212 712 6100

DESIGN ARCHITECT: Base Building Shell &amp; Core

ADRIAN SMITH + GORDON GILL ARCHITECTURE  
111 WEST MONROE STREET SUITE 2300  
CHICAGO, IL 60603  
TEL: 312 920 1888 FAX: 312 920 1775

INTERIOR DESIGNER: Residential

Rottel Architecture and Design Studio, PLLC  
228 Fifth Ave, 7th Floor  
New York, NY 10001  
TEL: 646 989 7000 FAX:

ARCHITECT OF RECORD: Base Building Shell, Core, &amp; Residential

AAI ARCHITECTS, P.C.  
401 Wellington St. W., 3rd Floor  
Toronto, ON M5V 1E7 Canada  
TEL: 416 967 1500 FAX: 416 967 7150

STRUCTURAL ENGINEERS:

WSP CANTOR SEINUK  
228 EAST 45th Street  
New York, NY 10017 USA  
TEL: 212 887 8888 FAX: 646 487 5501

MEP ENGINEERS:

AKF GROUP  
165 Broadway, 22nd Floor  
New York, NY 10006 USA  
TEL: 212 354 5656 FAX: 212 354 5668

GEOTECHNICAL ENGINEERS:

Langan Engineering & Environmental Services  
21 Penn Plaza - 300 West 57th Street, 8th Floor  
New York, NY 10001-2727  
TEL: 212 479 5400 FAX: 212 479 5444

CODE CONSULTANTS:

Construction Consulting Associates  
100 Church Street  
New York, NY 10007  
TEL: 212 385 1918 FAX: 212 385 1911

CURTAINWALL CONSULTANT:

A.J.P. Consulting  
40 Worth Street, Suite 808  
New York, NY 10013  
TEL: 212 757 6550 FAX: 646 219 8508

LANDMARK/PRESERVATION CONSULTANT:

Jan Hird Pokorny Associates, Inc.  
39 West 57th Street, 12A  
New York, NY 10019  
TEL: 212 759 6452 FAX: 212 759 6540

No. DESCRIPTION DATE

1 CD ISSUE 8 - GMP SET 31 MAR 16

2 CD BULLETIN ISSUE - 5 12 AUG 16

D.O.B. AMENDMENT 3 03 OCT 16

## D.O.B. SUBMISSION

Discrepancies must be reported immediately to the Architect before proceeding. Only figured dimensions are to be used. Contractors must check all dimensions on site. This drawing is protected by copyright.

ALL DIMENSIONS ARE SHOWN IN IMPERIAL.

CONSULTANT:



PROJECT:

217 WEST 57TH STREET  
NEW YORK, NY

DRAWING TITLE:

TOP OF HOUSE INNER PARAPET  
ELEVATIONS

SEAL &amp; SIGNATURE DATE: 02/17/16

PROJECT No: 1216-00

DRAWN: Author

CHECKED: 2

SCALE: 1/4" = 1'-0"

DWG No:

A-231.00

DOB PAGE No: 166 of 454

DOB EMPLOYEE STAMP: DOB 5-SCAN:



APPROVED

Under Directive 2 of 1975

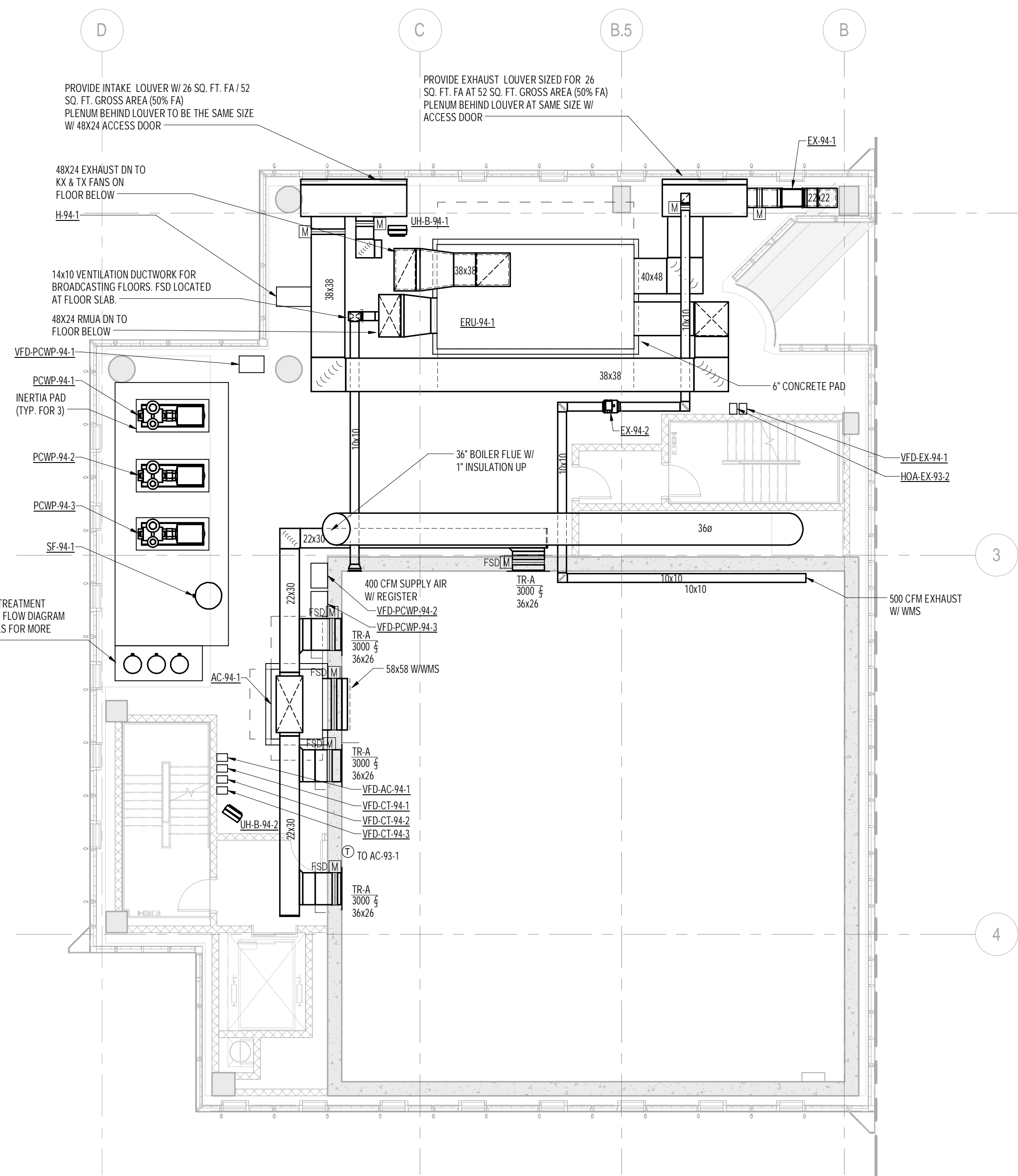
Date: 03/02/2017

NYC Development Hub

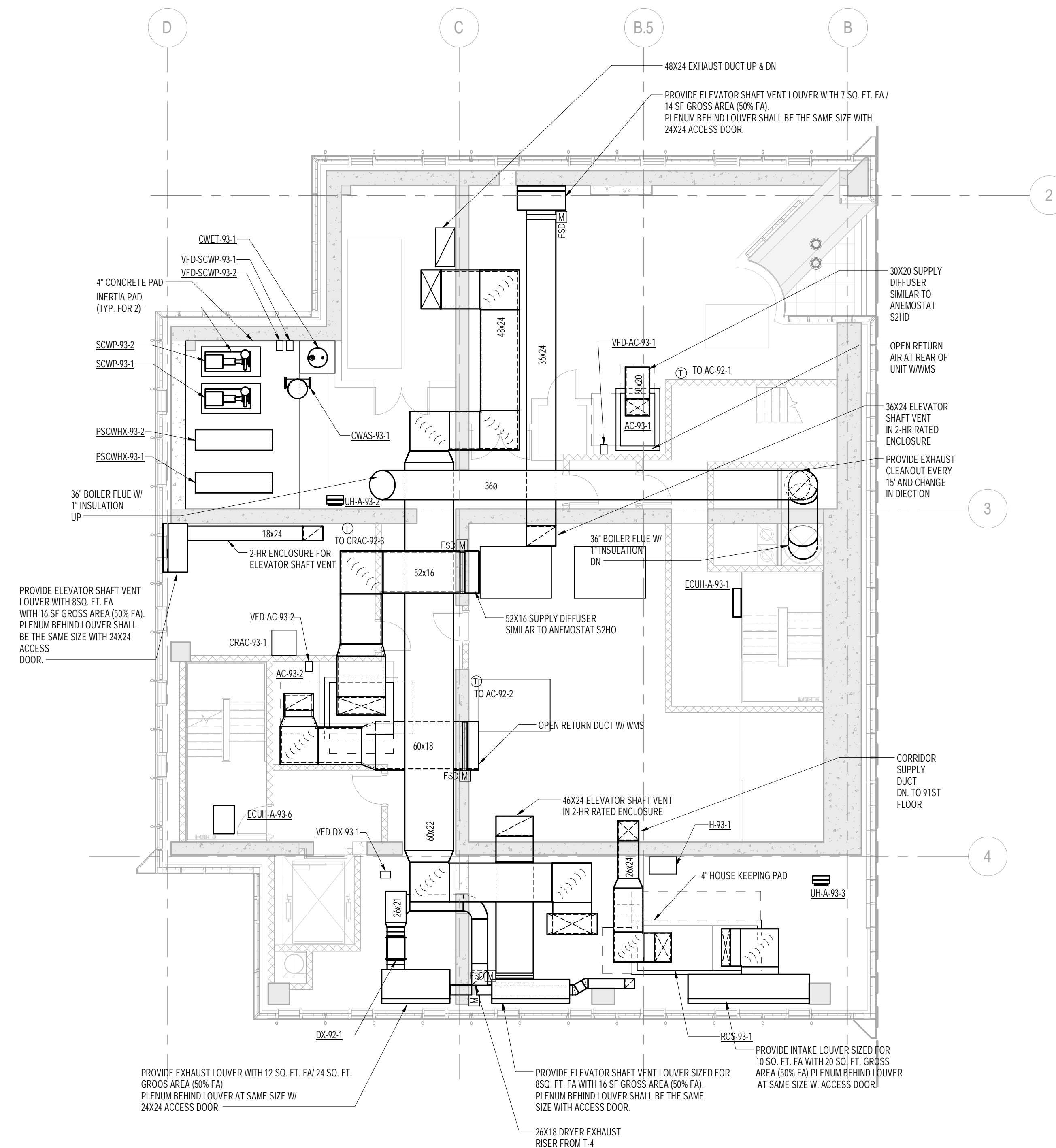




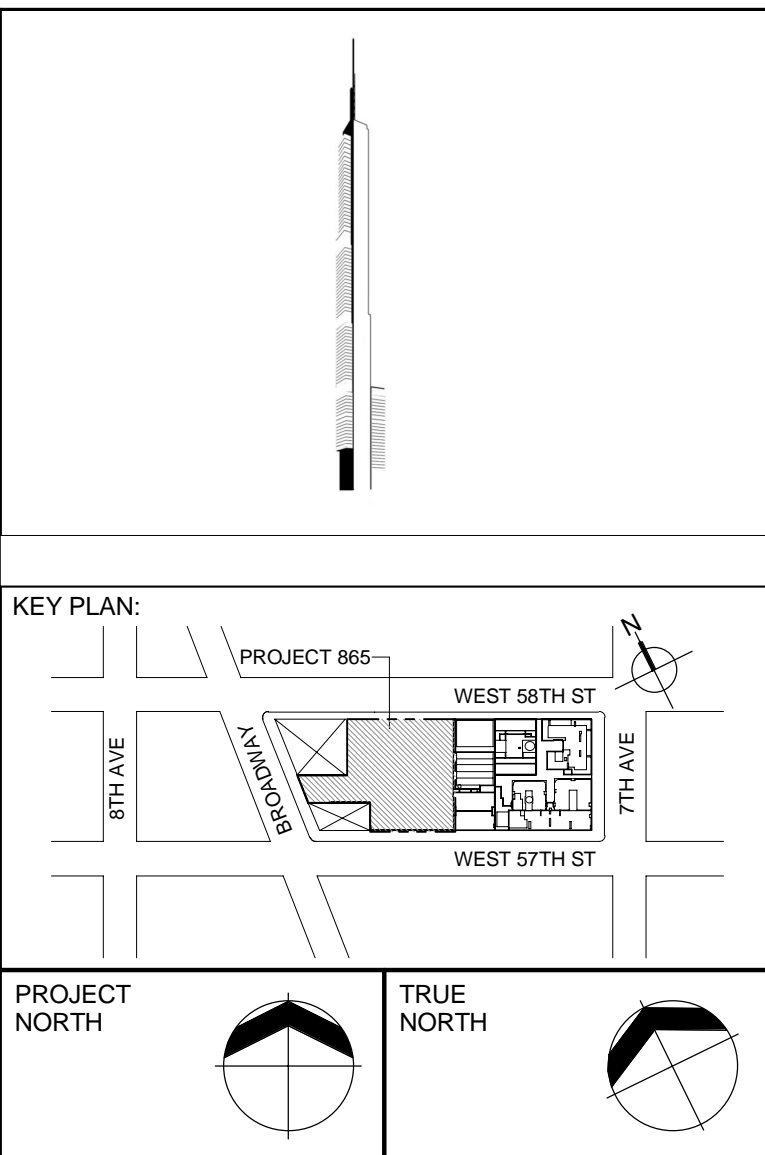




2 94th FLOOR DAMPER PLAN  
1/8" = 1'-0"



1 93rd FLOOR EMR PLAN  
1/8" = 1'-0"



DEVELOPER:  
**EXTELL DEVELOPMENT COMPANY**  
805 THIRD AVENUE, 7TH FLOOR  
New York, NY 10022 USA  
TEL: 212 712 6000 FAX: 212 712 6100

DESIGN ARCHITECT: Base Building Shell & Core  
**ADRIAN SMITH + GORDON GILL ARCHITECTURE**  
111 WEST MONROE STREET SUITE 2300  
CHICAGO IL 60603  
TEL: 312 920 1888 FAX: 312 920 1775

INTERIOR DESIGNER: Residential  
***Rottet Architecture and Design Studio, PLLC***  
 298 Fifth Ave, 7th Floor  
 New York, NY 10001  
 TEL: 646 998 7000 FAX:

ARCHITECT OF RECORD: Base Building Shell, Core, & Residential  
**AAJ ARCHITECTS, P.C.**  
401 Wellington St. W., 3rd Floor  
Toronto, ON M5V 1E7 Canada  
TEL: 416 967 1500 FAX: 416 967 7150

STRUCTURAL ENGINEERS:  
**WSP CANTOR SEINUK**  
228 EAST 45th Street  
New York, NY 10017 USA  
TEL: 212 687 9888 FAX: 646 487 5501

MEP ENGINEERS:

**AKF GROUP**  
One Liberty Plaza, 165 Broadway  
New York, NY 10006 USA  
TEL: 212 354 5656 FAX: 212 354 5668

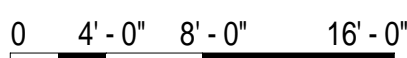
**GEOTECHNICAL ENGINEERS:**  
***Langan Engineering & Environmental Services***  
21 Penn Plaza - 360 West 31st Street, 8th Floor  
New York, NY 10001-2727  
TEL: 212 479 5400 FAX: 212 479 5444

CODE CONSULTANTS:  
**Construction Consulting Associates**  
100 Church Street  
New York, NY 10007  
TEL: 212 385 1818 FAX: 212 385 1911

CURTAINWALL CONSULTANT:  
**AJLP Consulting**  
40 Worth Street, Suite 826  
New York, NY 10013  
TEL: 212 757 5659 FAX: 646 219 8508

LANDMARK/PRESERVATION CONSULTANT:  
**Jan Hird Pokorny Associates, Inc.**  
39 West 37th Street, 12A  
New York, NY 10018  
TEL: 212 759 6462 FAX: 212 759 6540

No.	DESCRIPTION	DATE
1	ISSUED FOR SCHEMATIC DESIGN	04 APR 2014
2	ISSUED FOR DESIGN DEVELOPMENT	01 JUL 2014
3	ISSUED FOR DESIGN DEVELOPMENT	31 JUL 2014
4	CD PROGRESS ISSUE 1	15 OCT 2014
5	ISSUED FOR BID - MECHANICAL	15 OCT 2014
6	DOB SUBMISSION	19 DEC 2014



## DOB SUBMISSION

Discrepancies must be reported immediately to the Architect before proceeding. Only figured dimensions are to be used. Contractors must check all dimensions on site. This drawing is protected by copyright.

ALL DIMENSIONS ARE SHOWN IN IMPERIAL

CONSULTANT: **A K F**  
1501 BROADWAY, SUITE 700  
NEW YORK, NY 10036  
T: 212.354.5666 F: 212.354.5668  
Atlanta / Austin / Miami City / Minneapolis / New York  
Philadelphia / Princeton / Pueblo / Rochester / Seattle


PROJECT:


**217 WEST 57TH STREET**  
NEW YORK, NY

DRAWING TITLE:

MECHANICAL  
93rd and 94th FLOOR PLANS -  
DUCTWORK

SEAL & SIGNATURE:	DATE: 04/04/14
-------------------	----------------

	PROJECT No: Y130747-000	
	DRAWN: DC/AZ	REV:

	STATE OF NEW YORK	FILE #
	CHRISTOPHER G. MELODY	6

SCALE: 1/8" = 1'-0"


 DIVISION  
**M 168.00**



<p> <input type="checkbox"/> <b>100.00</b>  <input type="checkbox"/> <b>200.00</b>  <input type="checkbox"/> <b>300.00</b>  <input type="checkbox"/> <b>400.00</b>  <input type="checkbox"/> <b>500.00</b>  <input type="checkbox"/> <b>600.00</b>  <input type="checkbox"/> <b>700.00</b>  <input type="checkbox"/> <b>800.00</b>  <input type="checkbox"/> <b>900.00</b>  <input type="checkbox"/> <b>1000.00</b> </p>	<p> <input type="checkbox"/> <b>100.00</b>  <input type="checkbox"/> <b>200.00</b>  <input type="checkbox"/> <b>300.00</b>  <input type="checkbox"/> <b>400.00</b>  <input type="checkbox"/> <b>500.00</b>  <input type="checkbox"/> <b>600.00</b>  <input type="checkbox"/> <b>700.00</b>  <input type="checkbox"/> <b>800.00</b>  <input type="checkbox"/> <b>900.00</b>  <input type="checkbox"/> <b>1000.00</b> </p>
--	--

DOB PAGE No: 36 of 117	
DOB EMPLOYEE STAMP:	DOB B-SCAN:

Damian Titus



Buildings

Under Directive 2 of 1975

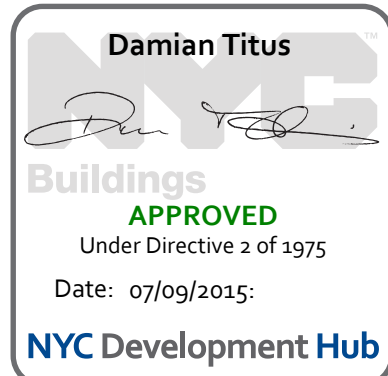
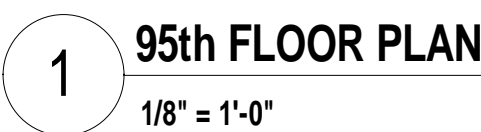
Date: 07/09/2015:

NYC Development Hub

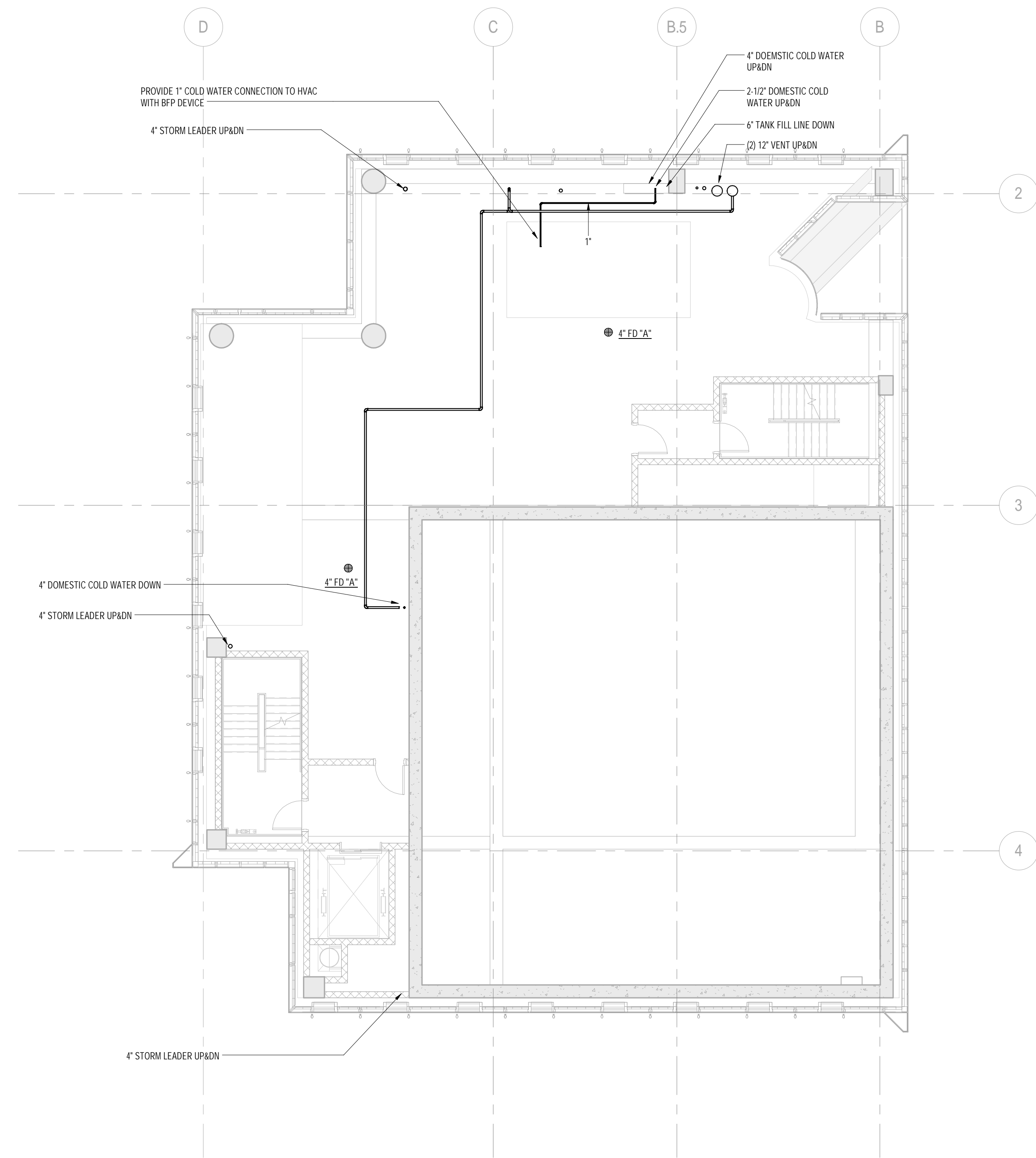
© 2015 Development Now

--	--

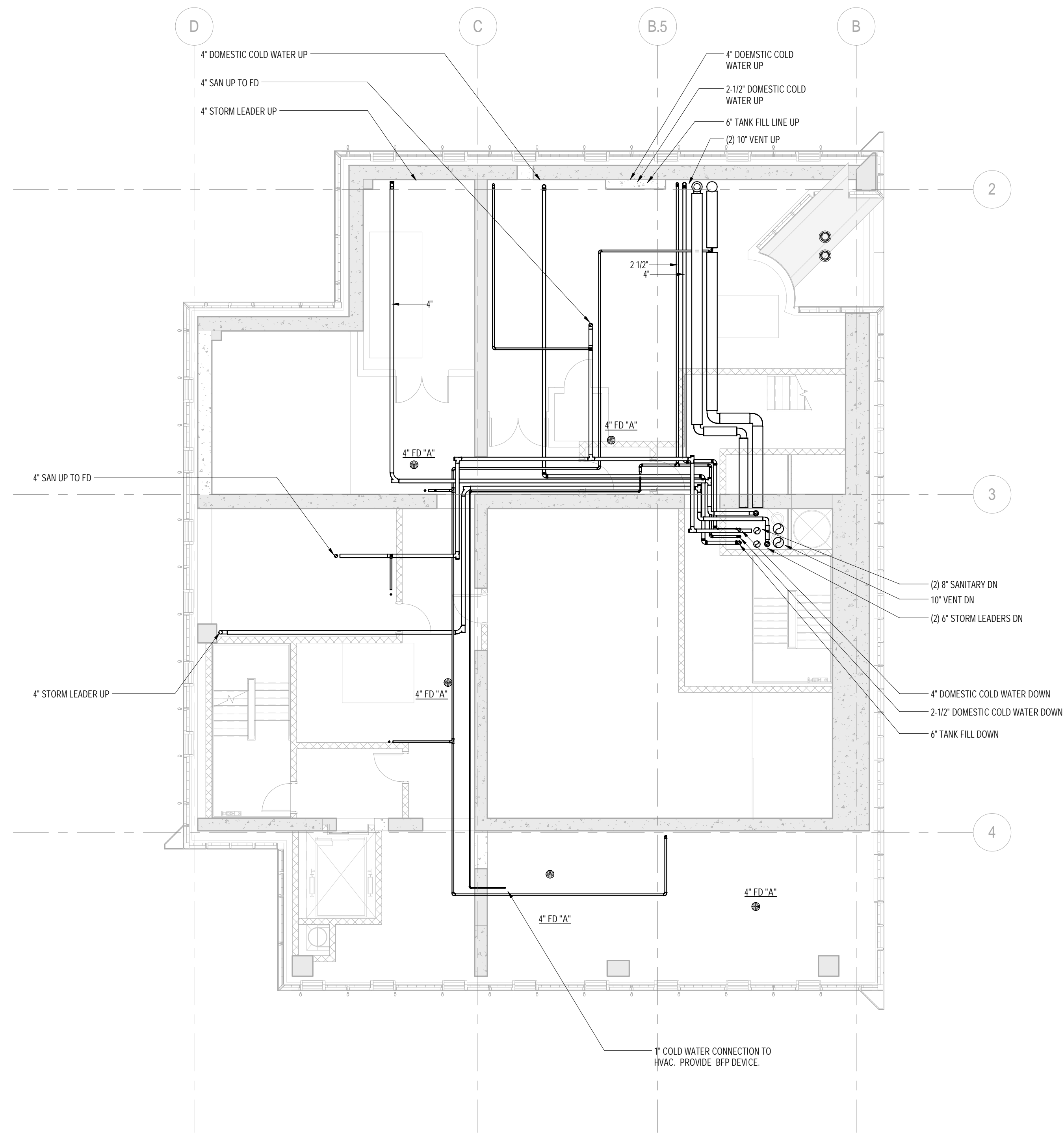





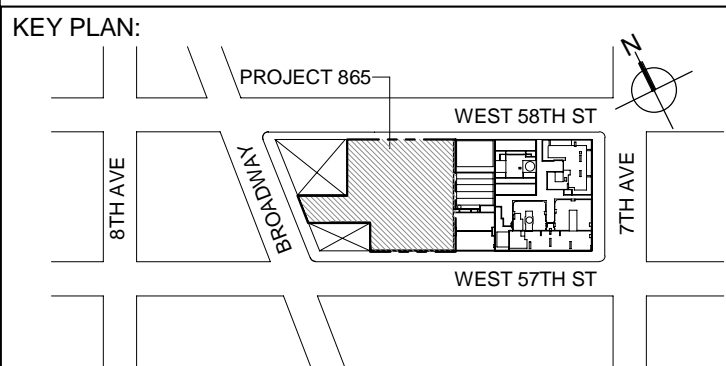
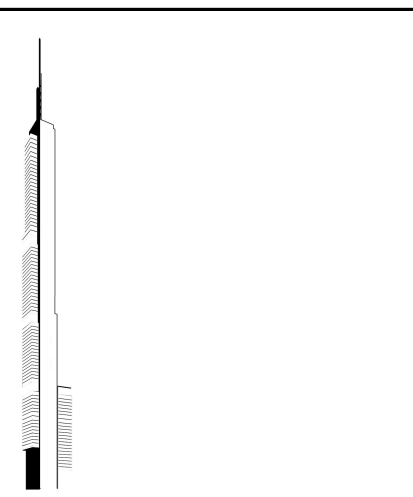




2 94th FLOOR DAMPER PLAN  
1/8" = 1'-0"



1 93rd FLOOR EMR PLAN  
1/8" = 1'-0"



DEVELOPER:  
**EXTELL DEVELOPMENT COMPANY**  
805 THIRD AVENUE, 7TH FLOOR  
New York, NY 10022 USA  
TEL: 212 712 6000 FAX: 212 712 6100

DESIGN ARCHITECT: Base Building Shell & Core  
**ADRIAN SMITH + GORDON GILL ARCHITECTURE**  
111 WEST MONROE STREET SUITE 2300  
CHICAGO IL 60603  
TEL: 312 920 1888 FAX: 312 920 1775

INTERIOR DESIGNER: Residential  
**Rottet Architecture and Design Studio, PLLC**  
 298 Fifth Ave, 7th Floor  
 New York, NY 10001  
 TEL: 646 998 7000 FAX:

ARCHITECT OF RECORD: Base Building Shell, Core, & Resident  
**AAI ARCHITECTS, P.C.**  
 401 Wellington St. W., 3rd Floor  
 Toronto, ON M5V 1E7 Canada  
 TEL: 416 967 1500 FAX: 416 967 7150

STRUCTURAL ENGINEERS:  
**WSP CANTOR SEINUK**  
228 EAST 45th Street  
New York, NY 10017 USA  
TEL: 212 687 9888 FAX: 646 487 5501

MEP ENGINEERS:

**AKF GROUP**  
One Liberty Plaza, 165 Broadway  
New York, NY 10006 USA  
TEL: 212 354 5656 FAX: 212 354 5668

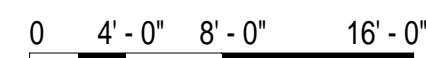
**GEOTECHNICAL ENGINEERS:**  
***Langan Engineering & Environmental Services***  
21 Penn Plaza - 360 West 31st Street, 8th Floor  
New York, NY 10001-2727  
TEL: 212 479 5400 FAX: 212 479 5444

CODE CONSULTANTS:  
**Construction Consulting Associates**  
100 Church Street  
New York, NY 10007  
TEL: 212 385 1818 FAX: 212 385 1911

**CURTAINWALL CONSULTANT:**  
**AJLP Consulting**  
40 Worth Street, Suite 828  
New York, NY 10013  
TEL: 212 757 5659 FAX: 646 219 8508

LANDMARK/PRESERVATION CONSULTANT:  
**Jan Hird Pokorny Associates, Inc.**  
39 West 37th Street, 12A  
New York, NY 10018  
TEL: 212 759 6462 FAX: 212 759 6540

No.	DESCRIPTION	DATE
1	ISSUED FOR SCHEMATIC DESIGN	04 APR 2011
2	ISSUED FOR DESIGN DEVELOPMENT	01 JUL 2014
3	ISSUED FOR DESIGN DEVELOPMENT	31 JUL 2014
4	CD PROGRESS ISSUE 1	15 OCT 2011
5	ISSUED FOR BID - PLUMBING	15 OCT 2011
6	DOB SUBMISSION	19 DEC 2011



## DOB SUBMISSION

Discrepancies must be reported immediately to the Architect before proceeding. Only figured dimensions are to be used. Contractors must check all dimensions on site. This drawing is protected by copyright.

ALL DIMENSIONS ARE SHOWN IN IMPERIAL

CONSULTANT: **A K F**  
1501 BROADWAY, SUITE 700  
NEW YORK, NY 10036  
T: 212.354.5656 F: 212.354.5668  
*Architecture / Interiors / Historic City Planning / New York  
Investigative / Process / Public / Research / Specialty*

PROJECT:


**217 WEST 57TH STREET**  
NEW YORK, NY

DRAWING TITLE:

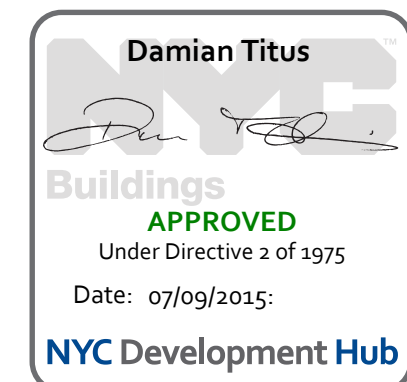
PLUMBING

93rd and 94th FLOOR PLANS

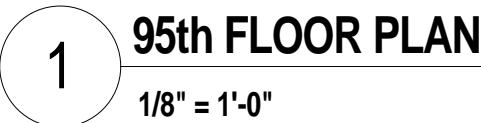
SEAL & SIGNATURE:	DATE:	04/04
-------------------	-------	-------



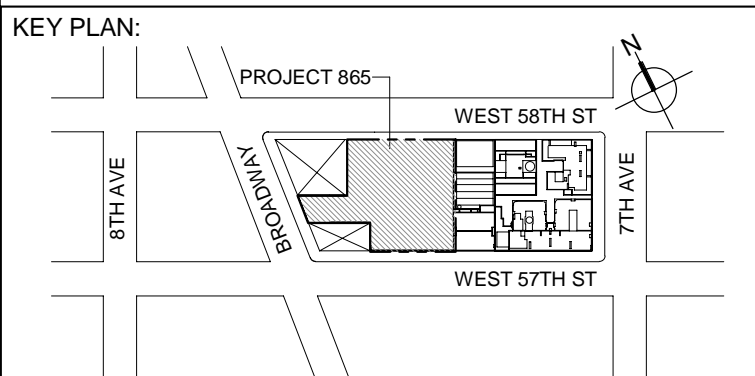
		DOB PAGE No: 56 of 97	
DOB EMPLOYEE STAMP:		DOB B-SCA	









1 95th FLOOR PLAN  
1/8" = 1'-0"



PROJECT NORTH		TRUE NORTH	
---------------	---	------------	---

DEVELOPER:  
**EXTELL DEVELOPMENT COMPANY**  
805 THIRD AVENUE, 7TH FLOOR  
New York, NY 10022 USA  
TEL: 212 712 6000 FAX: 212 712 6100

DESIGN ARCHITECT: Base Building Shell & Core  
**ADRIAN SMITH + GORDON GILL ARCHITECTURE**  
111 WEST MONROE STREET SUITE 2300  
CHICAGO IL 60603  
TEL: 312 920 1888 FAX: 312 920 1775

INTERIOR DESIGNER: Residential  
**Rottet Architecture and Design Studio, PLLC**  
298 Fifth Ave., 7th Floor  
New York, NY 10001  
TEL: 646 998 7000 FAX:

ARCHITECT OF RECORD: Base Building Shell, Core, & Residential  
**AAI ARCHITECTS, P.C.**  
 401 Wellington St. W., 3rd Floor  
 Toronto, ON M5V 1E7 Canada  
 TEL: 416 967 1500 FAX: 416 967 7150

STRUCTURAL ENGINEERS:  
**WSP CANTOR SEINUK**  
228 EAST 45th Street  
New York, NY 10017 USA  
TEL: 212 687 9888 FAX: 646 487 5501

MEP ENGINEERS:

**AKF GROUP**  
One Liberty Plaza, 165 Broadway  
New York, NY 10006 USA  
TEL: 212 354 5656 FAX: 212 354 5668

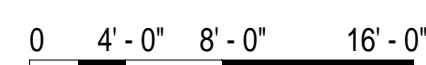
**GEOTECHNICAL ENGINEERS:**  
**Langan Engineering & Environmental Services**  
21 Penn Plaza - 360 West 31st Street, 8th Floor  
New York, NY 10001-2727  
TEL: 212 479 5400 FAX: 212 479 5444

CODE CONSULTANTS:  
**Construction Consulting Associates**  
100 Church Street  
New York, NY 10007  
TEL: 212 385 1818 FAX: 212 385 1911

CURTAINWALL CONSULTANT:  
**AJLP Consulting**  
40 Worth Street, Suite 826  
New York, NY 10013  
TEL: 212 757 5659 FAX: 646 219 8508

LANDMARK/PRESERVATION CONSULTANT:  
***Jan Hird Pokorny Associates, Inc.***  
39 West 37th Street, 12A  
New York, NY 10018  
TEL: 212 759 6462 FAX: 212 759 6540

No.	DESCRIPTION	DATE
1	ISSUED FOR SCHEMATIC DESIGN	04 APR 2014
2	ISSUED FOR DESIGN DEVELOPMENT	01 JUL 2014
3	ISSUED FOR DESIGN DEVELOPMENT	31 JUL 2014
4	CD PROGRESS ISSUE 1	15 OCT 2014
5	ISSUED FOR BID - PLUMBING	15 OCT 2014
6	DOB SUBMISSION	19 DEC 2014



## DOB SUBMISSION

Discrepancies must be reported immediately to the Architect before proceeding. Only figured dimensions are to be used. Contractors must check all dimensions on site. This drawing is protected by copyright.

ALL DIMENSIONS ARE SHOWN IN IMPERIAL.

CONSULTANT: **A K F**  
1501 BROADWAY, SUITE 700  
NEW YORK, NY 10036  
T: 212.354.5656 F: 212.354.5668  
*Architects / Builders / Interiors / Specialty / Specialty*


PROJECT: 217 WEST 57TH STREET  
NEW YORK, NY

DRAWING TITLE:

PLUMBING  
95th FLOOR PLAN

SEAL & SIGNATURE:	DATE:	04/04/14
-------------------	-------	----------

 PROJECT No: Y130747-000

	DRAWN: JRD		REV:

CHK: JRD 6

SCALE: 1/8" = 1'-0"



DWG No: **P-100-00**


**P-169.00**

DOB PAGE No: 57 of 97

DOB EMPLOYEE STAMP:	DOB B-SCAN:
---------------------	-------------

Damian Titus



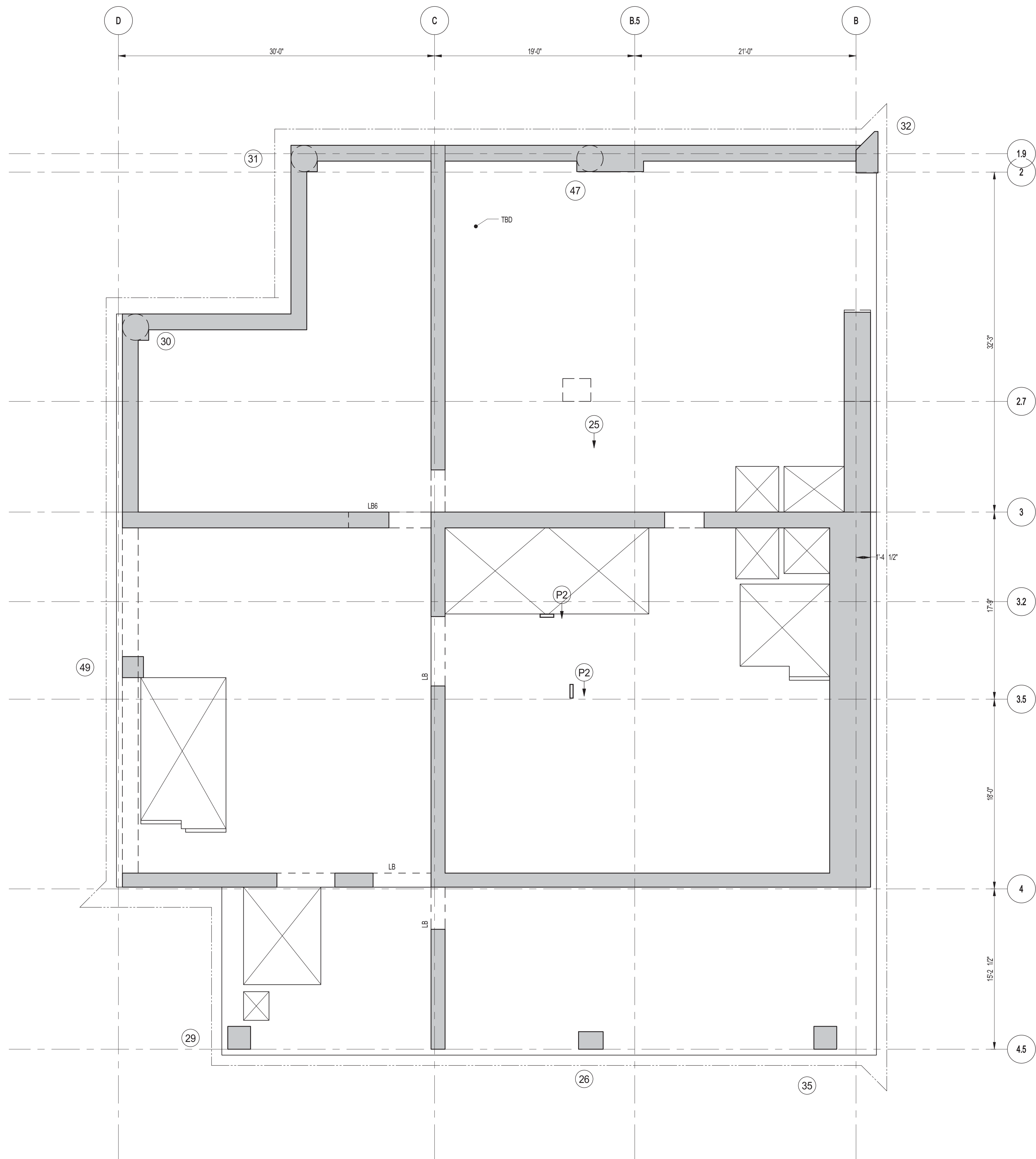
Buildings  
**APPROVED**

Under Directive 2 of 1975

Date: 07/09/2015:

NYC Development Hub

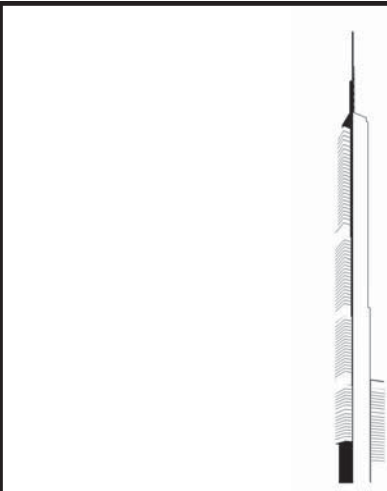




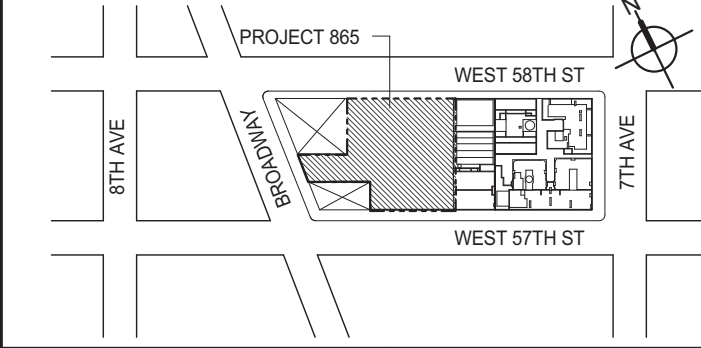
1 93RD FLOOR FRAMING PLAN (EMR)  
SCALE: 3/16" = 1'-0"

NOTES:

1. SLAB ELEVATION TO BE 1412'-10" U.O.N.
2. SLAB TO BE 9" THICK MIN. U.O.N. ON PLAN.
3. BOTTOM MAT REINFORCING TO BE #8@10 CONT. E.W. U.O.N.



KEY PLAN:



PROJECT NORTH

TRUE NORTH

DEVELOPER:

**EXTELL DEVELOPMENT COMPANY**  
805 THIRD AVENUE, 7TH FLOOR  
NEW YORK, NY 10022 USA  
TEL: 212 712 6000 FAX: 212 712 6100

DESIGN ARCHITECT:

Base Building Shell & Core  
**ADRIAN SMITH + GORDON GILL ARCHITECTURE**  
111 WEST MONROE STREET SUITE 2300  
CHICAGO, IL 60603  
TEL: 312 920 1888 FAX: 312 920 1775

INTERIOR DESIGNER:

Residential  
**Rottet Architecture and Design Studio, PLLC**  
208 Fifth Ave, 7th Floor  
New York, NY 10001  
TEL: 646 988 7000 FAX:

ARCHITECT OF RECORD:

Base Building Shell, Core, & Residential  
**AJA ARCHITECTS, P.C.**  
401 Wellington St. W., 3rd Floor  
Toronto, ON M5V 1E7 Canada  
TEL: 416 967 1500 FAX: 416 967 7150

STRUCTURAL ENGINEERS:

**WSP**  
228 EAST 45th Street  
New York, NY 10017 USA  
TEL: 212 687 9885 FAX: 646 487 5501

MEP ENGINEERS:

**AKF GROUP**  
1501 Broadway  
New York, NY 10036 USA  
TEL: 212 354 5656 FAX: 212 354 5668

GEOTECHNICAL ENGINEERS:

**Langan Engineering & Environmental Services**  
21 Penn Plaza - 360 West 31st Street, 8th Floor  
New York, NY 10001-2727  
TEL: 212 479 5400 FAX: 212 479 5444

CODE CONSULTANTS:

**Construction Consulting Associates**  
100 Church Street  
New York, NY 10007  
TEL: 212 385 1515 FAX: 212 385 1911

CURTAINWALL CONSULTANT:

**AJLP Consulting**  
40 Worth Street, Suite 826  
New York, NY 10013  
TEL: 212 757 6559 FAX: 646 219 8508

LANDMARK/PRESERVATION CONSULTANT:

**Jan Hird Pokorny Associates, Inc.**  
39 West 37th Street, 12A  
New York, NY 10018  
TEL: 212 759 6452 FAX: 212 759 6540

No. DESCRIPTION DATE

1	SUPERSTRUCTURE CONCRETE BID	06-02-2014
2	DESIGN DEVELOPMENT	07-01-2014
3	ISSUED FOR DESIGN DEVELOPMENT	07-31-2014
4	CD PROGRESS ISSUE 1	10-15-2014
5	DOB SUBMISSION	12-19-2014

DOB SUBMISSION

Discrepancies must be reported immediately to the Architect before proceeding. Only figured dimensions are to be used. Contractors must check all dimensions on site. This drawing is protected by copyright.

ALL DIMENSIONS ARE SHOWN IN IMPERIAL.

CONSULTANT:

**WSP**  
228 East 45th Street  
New York, NY 10017  
(212) 687-9885  
www.wspgroup.com/usa

PROJECT:

**217 WEST 57TH STREET**  
NEW YORK, NY

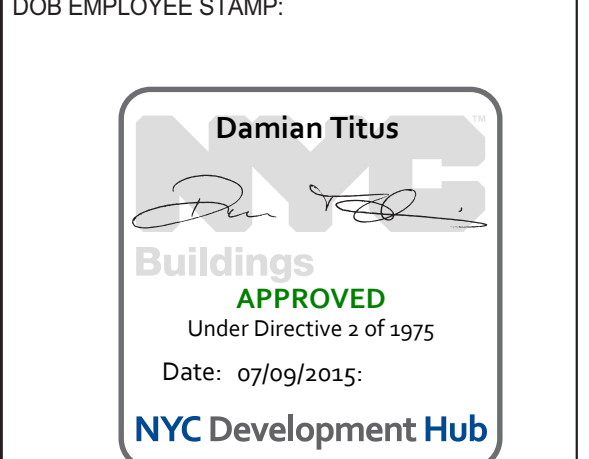
DRAWING TITLE:

93RD FLOOR (EMR) - FRAMING PLAN

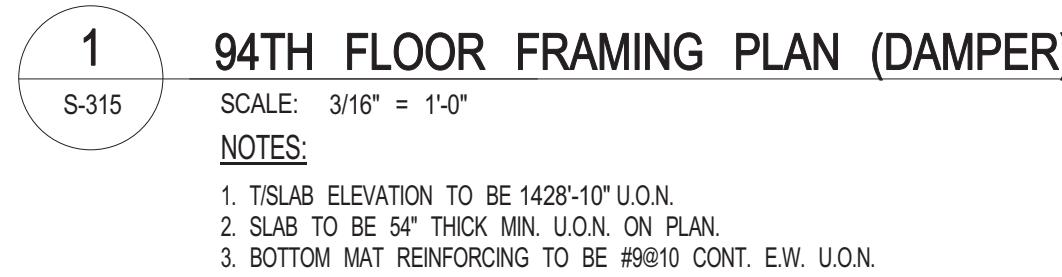
SEAL & SIGNATURE

DATE: 06-02-2014	PROJECT No: 2012185
DRAWN: CAD	REV: 5
CHK: YE	SCALE: As indicated
DWG No:	
<b>S-310.00</b>	
DOB PAGE No: 64 OF 118	

DOB EMPLOYEE STAMP:








LANDMARK/PRESERVATION CONSULTANT:  
***Jan Hird Pokorny Associates, Inc.***  
39 West 37th Street, 12A  
New York, NY 10018  
TEL: 212 759 6462 FAX: 212 759 6540

[illegible]

## DOB SUBMISSION

ALL DIMENSIONS ARE SHOWN IN IMPERIAL

CONSULTANT



PROJECT

**217 WEST 57TH STREET**  
NEW YORK, NY

DRAFTING TITLE

94TH FLOOR (TMD) - FRAMING PLAN

SEAL &amp; SIGNATURE

DATE:	06-02-2014
-------	------------

PROJECT No:

DRAWN: CADD

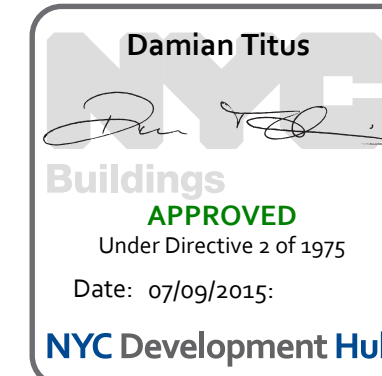
SCALE: As indicated

DWG No:

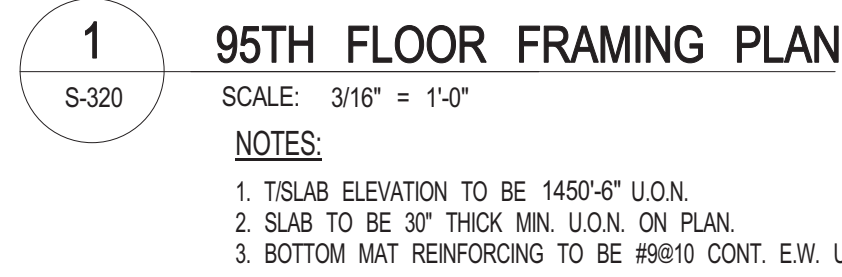
**S-315.00**

DOB PAGE No: 85 OF 119

DOB EMPLOYEE STAMP





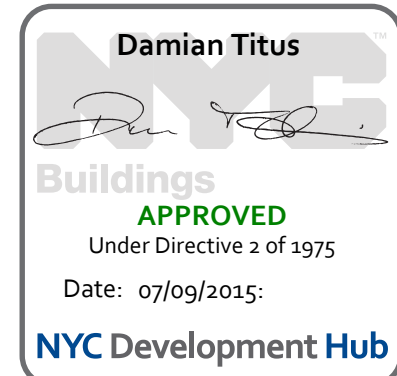




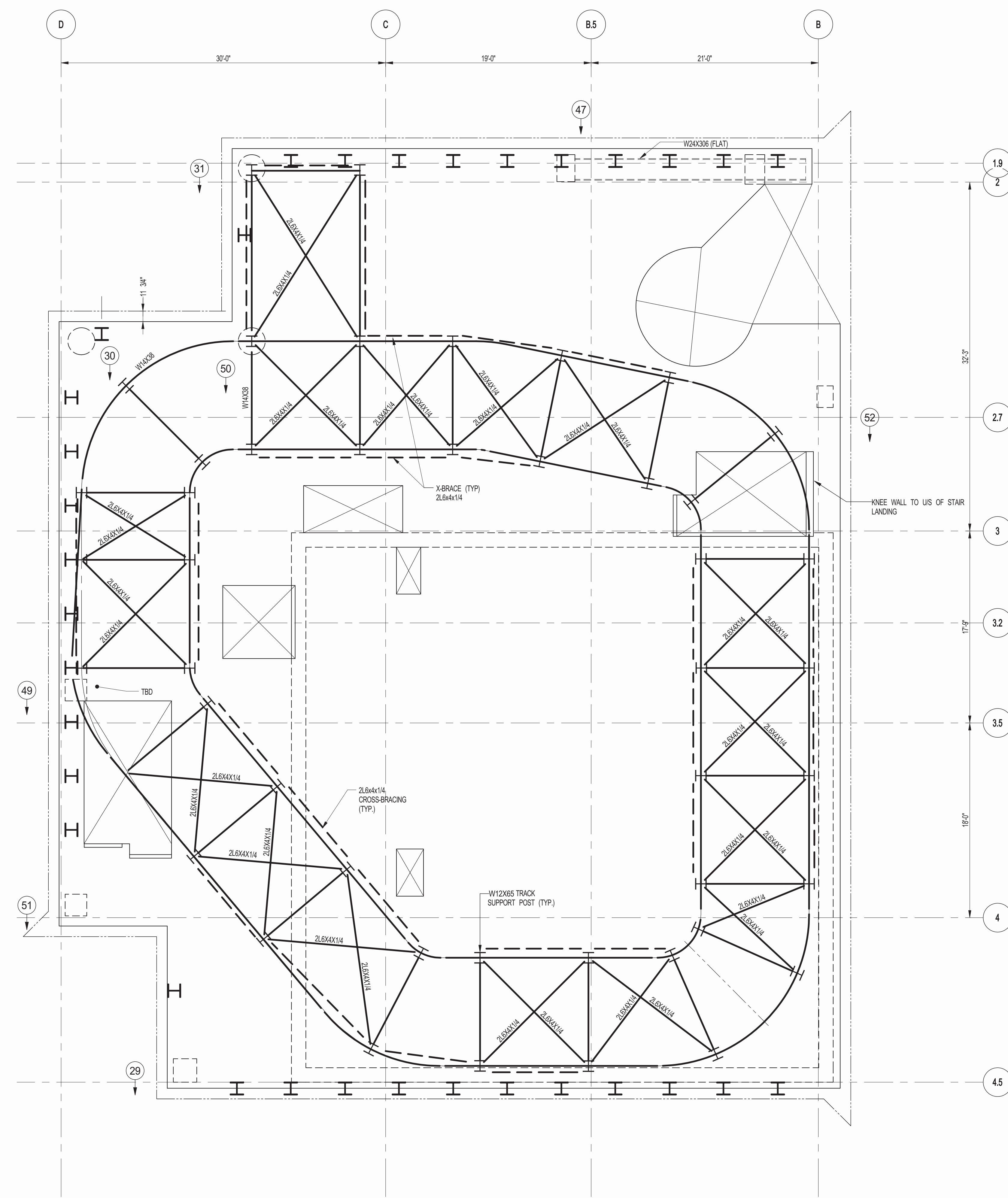


NOTES:

1. TISLAB ELEVATION TO BE 1479'-0" U.O.N.
2. SLAB TO BE 12" THICK MIN. U.O.N. ON PLAN.
3. BOTTOM MAT REINFORCING TO BE #5@12 CONT. E.W. U.O.N.



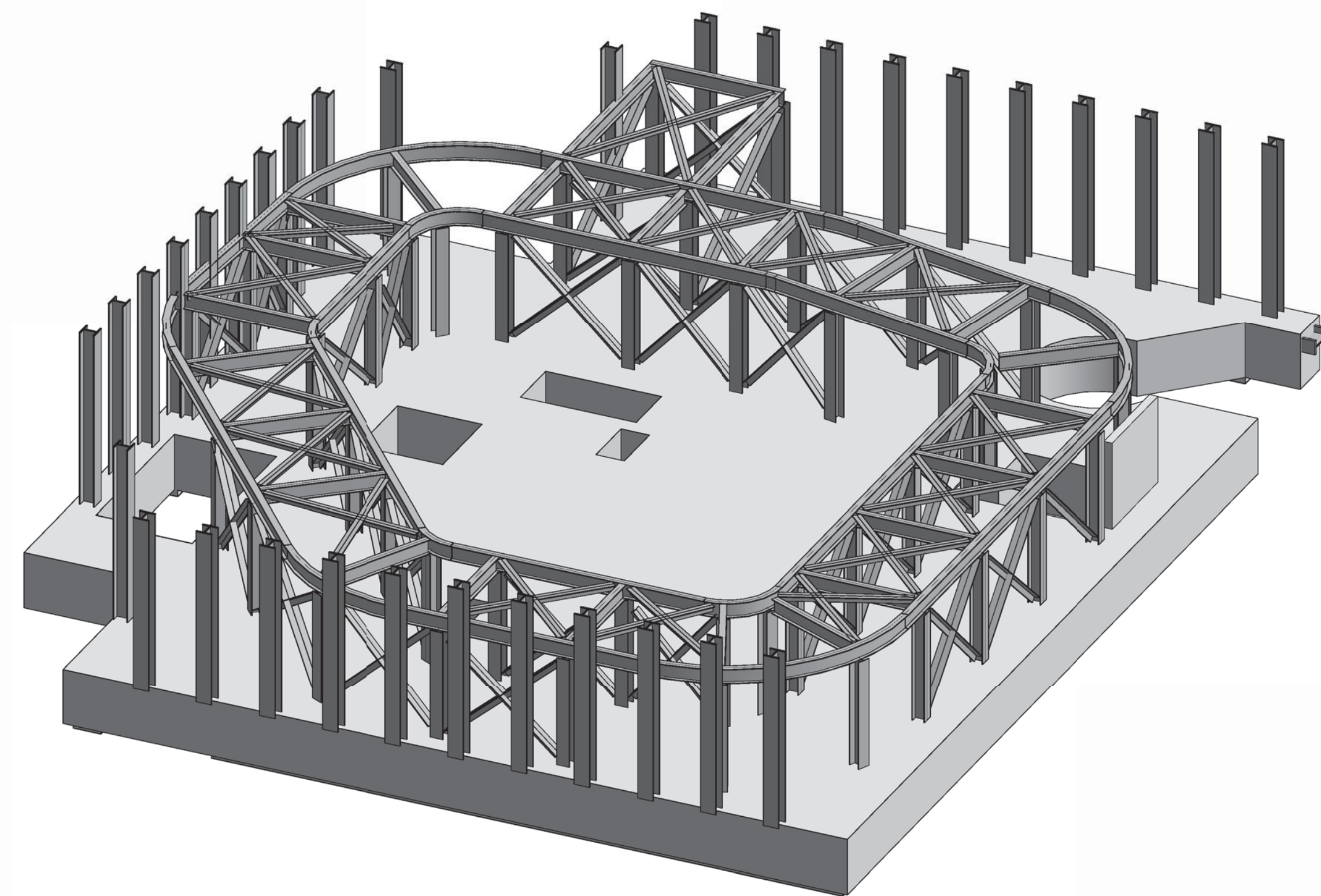




1 96TH FLOOR FRAMING PLAN (EMR ROOF)  
S-330 SCALE: 3/16" = 1'-0"

## NOTES:

- NOTES:
1. T/SLAB ELEVATION TO BE 1493'-10" U.O.N.
  2. SLAB TO BE 54" THICK MIN. U.O.N. ON PLAN.
  3. BOTTOM MAT REINFORCING TO BE #9@10 CONT. E.W. U.O.N.



2 3D VIEW  
S-330 SCALE:

